

HUMAN IL-3 (N-6HIS) PROTEIN

货号: 12082

产品全名: 人 IL-3 (N-6His) 蛋白

规格: 10/50/100 µg

基因符号 Interleukin-3;IL-3;Hematopoietic Growth Factor;Mast Cell Growth Factor;MCGF;Multipotential Colony-Stimulating Factor;P-Cell-Stimulating Factor;IL3

目标蛋白: IL-3

UNIPROT ID: P08700

描述: Recombinant Human Interleukin-3 is produced by our E.coli expression system and the target gene encoding Ala20-Phe152 is expressed with a 6His tag at the N-terminus.

背景: Interleukin-3 (IL-3) is a potent growth promoting cytokine. IL-3 can stimulate the proliferation and differentiation of pluripotent hematopoietic stem cells as well as various lineage committed progenitors. IL-3 exerts its biological function through binding to specific cell surface receptors. The amino acid sequences of this protein among different species share relatively low identity and its activity is highly species-specific. IL-3 has also been shown to possess neurotrophic activity, and is thought to be associated with neurologic disorders.

物种/宿主: E.coli

分子量: 16.6 KDa

分子特征: Not available

纯化: Greater than 95% as determined by reducing SDS-PAGE.

Formulation & Reconstitution: Lyophilized from nanodisc solubilization buffer (20 mM Tris-HCl, 150 mM NaCl, pH 8.0). Normally 5% – 8% trehalose is added as protectants before lyophilization.

储存和运输: Store at -20°C to -80°C for 12 months in lyophilized form. After reconstitution, if not intended for use within a month, aliquot and store at -80°C (Avoid repeated freezing and thawing). Lyophilized proteins are shipped at ambient temperature.

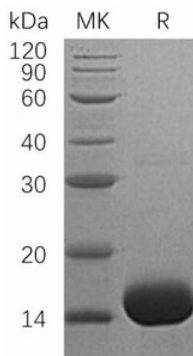


Figure 1. Greater than 95% as determined by reducing SDS-PAGE.

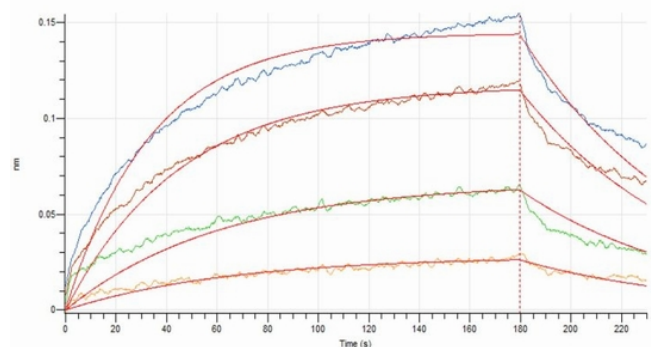


Figure 2. Loaded Human IL-3RA-Fc on Protein A Biosensor, can bind Human IL-3 with an affinity constant of 3.89µM as determined in BLI assay.

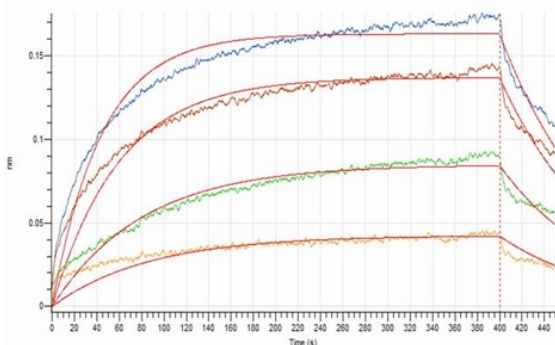


Figure 3. Loaded Human IL-3RA-Fc-Avi on Protein A Biosensor, can bind Human IL-3 with an affinity constant of 3.74 µM as determined in BLI assay.