

## HUMAN CD70 PROTEIN, MFC-HIS TAG

货号: 11168

产品全名: 人 CD70 蛋白

规格: 10/50/100 µg

基因符号 CD70;D27LG;NFSF7;NFSF7G;D27L

目标蛋白: CD70

**UNIPROT ID:** P32970

**描述:** Recombinant human CD70 protein with N-terminal mouse Fc and 6xHis tag

**背景:** The protein encoded by this gene is a cytokine that belongs to the tumor necrosis factor (TNF) ligand family. This cytokine is a ligand for TNFRSF27/CD27. It is a surface antigen on activated, but not on resting, T and B lymphocytes. It induces proliferation of costimulated T cells, enhances the generation of cytolytic T cells, and contributes to T cell activation. This cytokine is also reported to play a role in regulating B-cell activation, cytotoxic function of natural killer cells, and immunoglobulin synthesis.

**物种/宿主:** HEK293

**分子量:** The protein has a predicted molecular mass of 45.6 kDa after removal of the signal peptide.

**分子特征:** mFc(Pro99-Lys330) CD70(Gln39-Pro193) 6×His

**纯化:** The purity of the protein is greater than 95% as determined by SDS-PAGE and Coomassie blue staining.

**Formulation & Reconstitution:** Lyophilized from nanodisc solubilization buffer (20 mM Tris-HCl, 150 mM NaCl, pH 8.0). Normally 5% – 8% trehalose is added as protectants before lyophilization.

**储存和运输:** Store at -20°C to -80°C for 12 months in lyophilized form. After reconstitution, if not intended for use within a month, aliquot and store at -80°C (Avoid repeated freezing and thawing). Lyophilized proteins are shipped at ambient temperature.

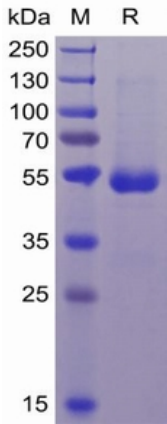


Figure 1. Human CD70 Protein, mFc-His Tag on SDS-PAGE under reducing condition.

## Human CD70, mFc-His Tagged protein ELISA

0.2  $\mu$ g of CD27, hFc Tagged protein per well

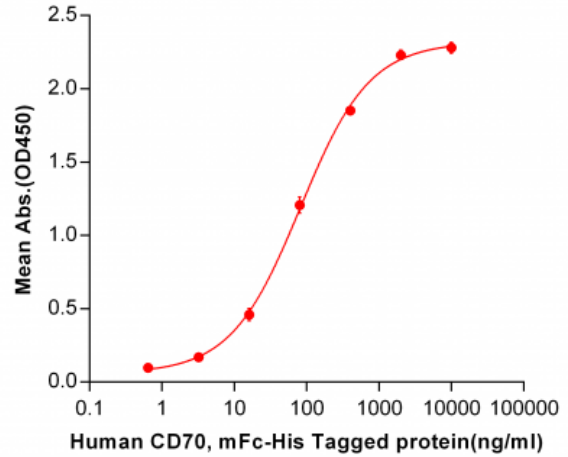


Figure 2. ELISA plate pre-coated by 2  $\mu$ g/ml (100  $\mu$ l/well) Human CD27, hFc tagged protein 11285 can bind Human CD70, mFc-His tagged protein (11168) in a linear range of 3.2-400 ng/ml.

## Human CD70, mFc-His Tagged protein ELISA

0.2  $\mu$ g of Human CD70, mFc-His Tagged protein per well

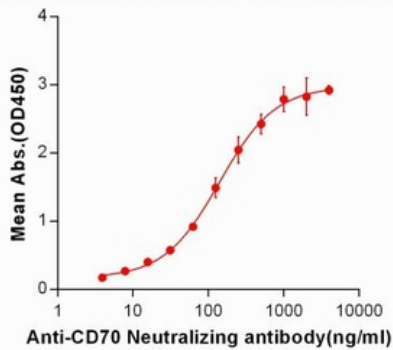


Figure 3. ELISA plate pre-coated by 2  $\mu$ g/ml (100  $\mu$ l/well) CD70, mFc-His tagged protein (11168) can bind Anti-CD70 Neutralizing antibody 28014 in a linear range of 3.91-139.9 ng/ml.

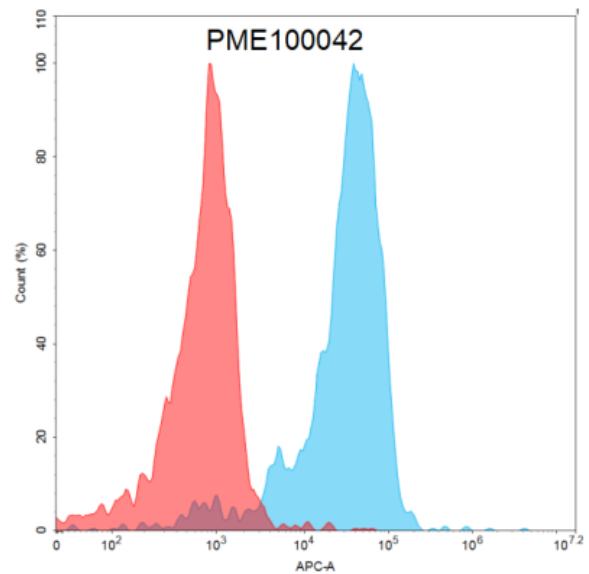


Figure 4. Flow cytometry analysis with 15  $\mu$ g/ml Human CD70 Protein, mFc-His tag (11168) on Expi293 cells transfected with human CD27 (Blue histogram) or Expi293 transfected with irrelevant protein (Red histogram).