

## HUMAN CD27 PROTEIN, HFC TAG

货号: 11285

产品全名: 人 CD27 蛋白

规格: 10/50/100 µg

基因符号 CD27;TNFRSF7;SI52;T14;Tp55

目标蛋白: CD27

**UNIPROT ID:** P26842

**描述:** Recombinant human CD27 protein with C-terminal human Fc tag

**背景:** The protein encoded by this gene is a member of the TNF-receptor superfamily. This receptor is required for generation and long-term maintenance of T cell immunity. It binds to ligand CD70, and plays a key role in regulating B-cell activation and immunoglobulin synthesis. This receptor transduces signals that lead to the activation of NF-kappaB and MAPK8/JNK. Adaptor proteins TRAF2 and TRAF5 have been shown to mediate the signaling process of this receptor. CD27-binding protein (SIVA), a proapoptotic protein, can bind to this receptor and is thought to play an important role in the apoptosis induced by this receptor.

**物种/宿主:** HEK293

**分子量:** The protein has a predicted molecular mass of 45.3 kDa after removal of the signal peptide. The apparent molecular mass of CD27-hFc is approximately 55-70 kDa due to glycosylation.

**分子特征:** CD27(Ala20-Arg191) hFc(Glu99-Ala330)

**纯化:** The purity of the protein is greater than 95% as determined by SDS-PAGE and Coomassie blue staining.

**Formulation & Reconstitution:** Lyophilized from nanodisc solubilization buffer (20 mM Tris-HCl, 150 mM NaCl, pH 8.0). Normally 5% - 8% trehalose is added as protectants before lyophilization.

**储存和运输:** Store at -20°C to -80°C for 12 months in lyophilized form. After reconstitution, if not intended for use within a month, aliquot and store at -80°C (Avoid repeated freezing and thawing). Lyophilized proteins are shipped at ambient temperature.

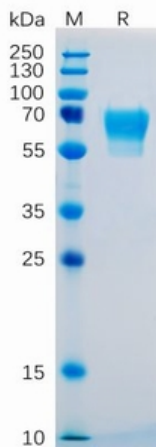


Figure 1. Human CD27 Protein, hFc Tag on SDS-PAGE under reducing condition.

### Human CD27, hFc Tagged protein ELISA

0.2 µg of CD27, hFc Tagged protein per well

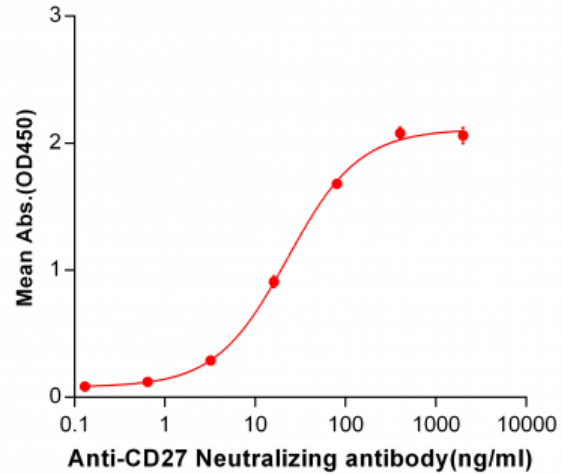


Figure 2. ELISA plate pre-coated by 2 µg/ml (100 µl/well) Human CD27, hFc tagged protein (11285) can bind Anti-CD27 Neutralizing antibody 28027 in a linear range of 3.2-80.0 ng/ml.

### Human CD27, hFc Tagged protein ELISA

0.2 µg of CD27, hFc Tagged protein per well

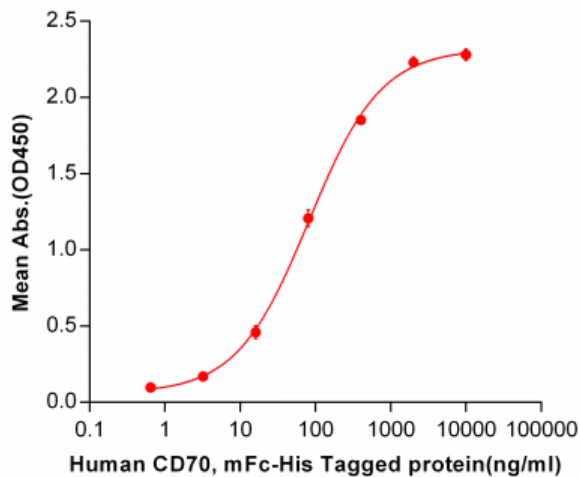


Figure 3. ELISA plate pre-coated by 2 µg/ml (100 µl/well) Human CD27, hFc tagged protein (11285) can bind Human CD70, mFc-His tagged protein 11168 in a linear range of 3.2-400 ng/ml.

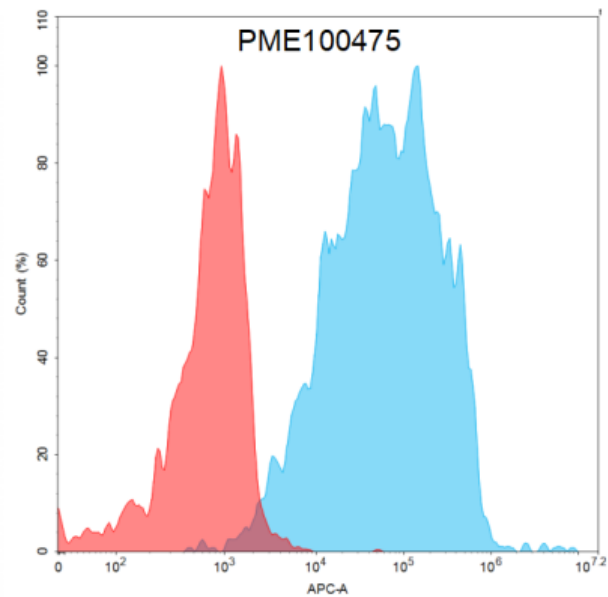


Figure 4. Flow cytometry analysis with 15 µg/ml Human CD27 Protein, hFc tag (11285) on Expi293 cells transfected with human CD70 (Blue histogram) or Expi293 transfected with irrelevant protein (Red histogram).