

HUMAN B7-1 PROTEIN, HFC TAG

货号: 11283

产品全名: 人 B7-1 蛋白

规格: 10/50/100 µg

基因符号 CD80;7;7-1;7.1;B1;D28LG;D28LGI;AB7

目标蛋白: B7-1

UNIPROT ID: P33681

描述: Recombinant human B7-1 protein with C-terminal human Fc tag

背景: The protein encoded by this gene is a membrane receptor that is activated by the binding of CD28 or CTLA-4. The activated protein induces T-cell proliferation and cytokine production. This protein can act as a receptor for adenovirus subgroup B and may play a role in lupus neuropathy.

物种/宿主: HEK293

分子量: The protein has a predicted molecular mass of 50.0 kDa after removal of the signal peptide.

分子特征: B7-1(Val35-Asn242) hFc(Glu99-Ala330)

纯化: The purity of the protein is greater than 95% as determined by SDS-PAGE and Coomassie blue staining.

Formulation & Reconstitution: Lyophilized from nanodisc solubilization buffer (20 mM Tris-HCl, 150 mM NaCl, pH 8.0). Normally 5% – 8% trehalose is added as protectants before lyophilization.

储存和运输: Store at -20°C to -80°C for 12 months in lyophilized form. After reconstitution, if not intended for use within a month, aliquot and store at -80°C (Avoid repeated freezing and thawing). Lyophilized proteins are shipped at ambient temperature.

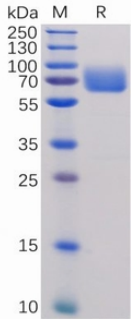


Figure 1. Human B7-1 Protein, hFc Tag on SDS-PAGE under reducing condition.

Human B7-1, hFc Tagged protein ELISA

0.2 µg of Human B7-1, hFc Tagged protein per well

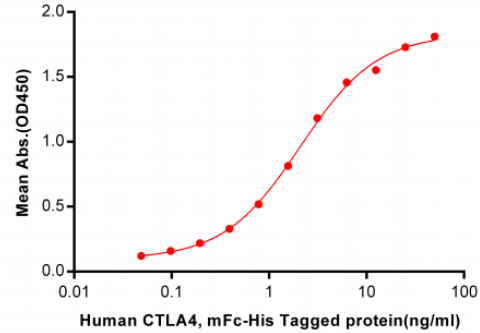


Figure 2. ELISA plate pre-coated by 2 µg/ml (100 µl/well) Human B7-1, hFc tagged protein (11283) can bind Human CTLA4, mFc-His tagged protein 11145 in a linear range of 0.048-2.094 ng/ml.

Human B7-1, hFc Tagged protein ELISA

0.2 µg of B7-1, hFc Tagged protein per well

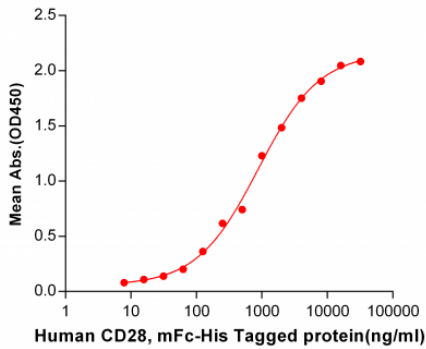


Figure 3. ELISA plate pre-coated by 2 µg/ml (100 µl/well) Human B7-1, hFc tagged protein (11283) can bind Human CD28, mFc-His tagged protein 11142 in a linear range of 125-4000 ng/ml.

Human B7-1, hFc tagged protein ELISA

0.1 µg of Human B7-1, hFc tagged protein per well

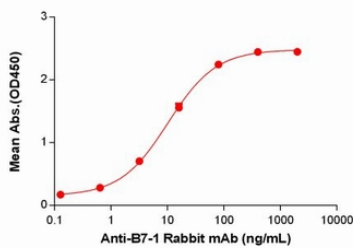


Figure 5. ELISA plate pre-coated by 1 µg/ml (100 µl/well) Human B7-1 Protein, hFc Tag (11283) can bind Anti-B7-1 Rabbit mAb in a linear range of 3.2-80 ng/mL.

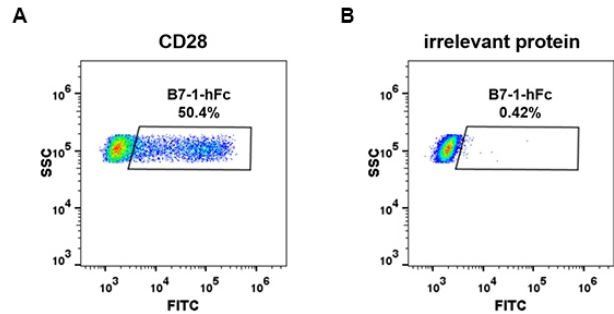


Figure 4. HEK293 cell line transfected with irrelevant protein (B) and human CD28 (A) were surface stained with Human B7-1, hFc tagged protein (11283) 1 µg/ml followed by Alexa 488-conjugated anti-human IgG secondary antibody.