

HUMAN 4-1BB PROTEIN, MFC-HIS TAG

货号: 11139

产品全名: 人 4-1BB 蛋白

规格: 10/50/100 µg

基因符号 TNFRSF9;4-1BB;CD137;CDw137;ILA

目标蛋白: 4-1BB

UNIPROT ID: Q07011

描述: Recombinant human 4-1BB protein with C-terminal mouse Fc and 6xHis tag

背景: The protein encoded by this gene is a member of the TNF-receptor superfamily. This receptor contributes to the clonal expansion, survival, and development of T cells. It can also induce proliferation in peripheral monocytes, enhance T cell apoptosis induced by TCR/CD3 triggered activation, and regulate CD28 co-stimulation to promote Th1 cell responses. The expression of this receptor is induced by lymphocyte activation. TRAF adaptor proteins have been shown to bind to this receptor and transduce the signals leading to activation of NF-kappaB.

物种/宿主: HEK293

分子量: The protein has a predicted molecular mass of 54-60 kDa after removal of the signal peptide.

分子特征: 41BB(Leu24-Gln186) mFc(Pro99-Lys330) 6×His

纯化: The purity of the protein is greater than 95% as determined by SDS-PAGE and Coomassie blue staining.

Formulation & Reconstitution: Lyophilized from nanodisc solubilization buffer (20 mM Tris-HCl, 150 mM NaCl, pH 8.0). Normally 5% – 8% trehalose is added as protectants before lyophilization.

储存和运输: Store at -20°C to -80°C for 12 months in lyophilized form. After reconstitution, if not intended for use within a month, aliquot and store at -80°C (Avoid repeated freezing and thawing). Lyophilized proteins are shipped at ambient temperature.

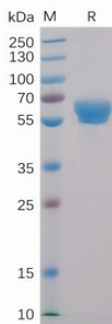


Figure 1. Human 4-1BB Protein, mFc-His Tag on SDS-PAGE under reducing condition.

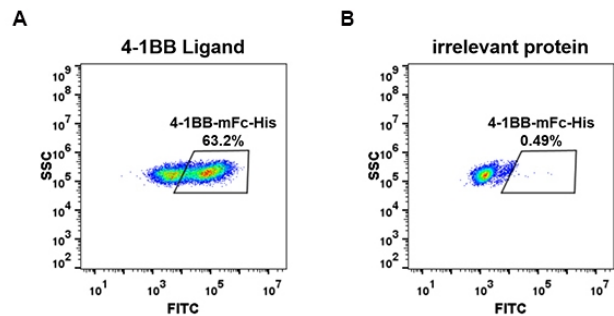


Figure 2. HEK293 cell line transfected with irrelevant protein (B) and human 4-1BB Ligand (A) were surface stained with Human 4-1BB, mFc-His tagged protein (11139) 1µg/ml followed by Alexa 488-conjugated anti-mouse IgG secondary antibody.

Human 4-1BB, mFc-His Tagged protein ELISA

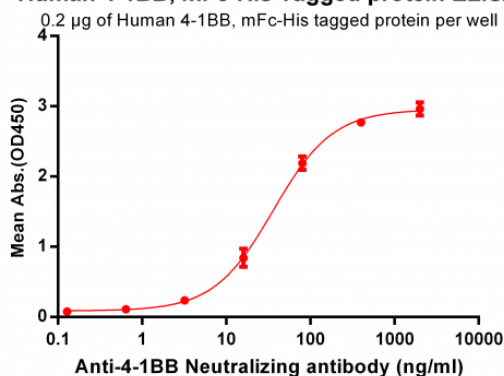


Figure 3. ELISA plate pre-coated by 2 µg/ml (100 µl/well) Human 4-1BB, mFc-His tagged protein (11139) can bind Anti-4-1BB Neutralizing antibody 28046 in a linear range of 3.2-400 ng/ml.