

ZZZ3 RABBIT PAB

货号: S218263

产品全名: ZZZ3 兔多抗

基因符号: ATAC1

UNIPROT ID: Q8IYH5 (Gene Accession - BC035818)

背景: ZZZ3 (ZZ-type zinc finger-containing protein 3) is a 903 amino acid protein that contains one HTH myb-type DNA-binding domain and one ZZ-type zinc finger. Phosphorylated upon DNA damage by ATM or ATR, ZZZ3 is a subunit of the ATAC complex which is composed of GCN5, CRP2BP, ADA3, TADA2L, DRI, CCDC101, YEATS2, WDR5 and MBIP. The ATAC complex has histone acetyltransferase activity on histones H3 and H4. ZZZ3 is expressed as four isoforms produced by alternative splicing and is encoded by a gene mapping to human chromosome 1. Chromosome 1 is the largest human chromosome spanning about 260 million base pairs and making up 8% of the human genome. There are about 3,000 genes on chromosome 1, and considering the great number of genes there are also a large number of diseases associated with chromosome 1. Notably, the rare aging disease Hutchinson-Gilford progeria is associated with the LMNA gene which encodes lamin A. When defective, the LMNA gene product can build up in the nucleus and cause characteristic nuclear blebs. The mechanism of rapidly enhanced aging is unclear and is a topic of continuing exploration. Stickler syndrome, Parkinsons, Gaucher disease and Usher syndrome are also associated with chromosome 1.

抗原: Fusion protein of human ZZZ3

经过测试的应用: ELISA, IHC

推荐稀释比: IHC: 40-250; ELISA: 5000-10000

种属反应性: Rabbit

克隆性: Rabbit Polyclonal

亚型: Immunogen-specific rabbit IgG

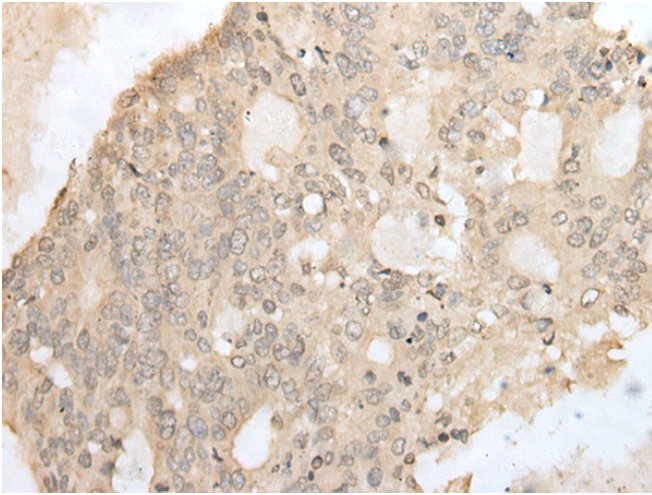
纯化: Antigen affinity purification

种属反应性: Human, Mouse

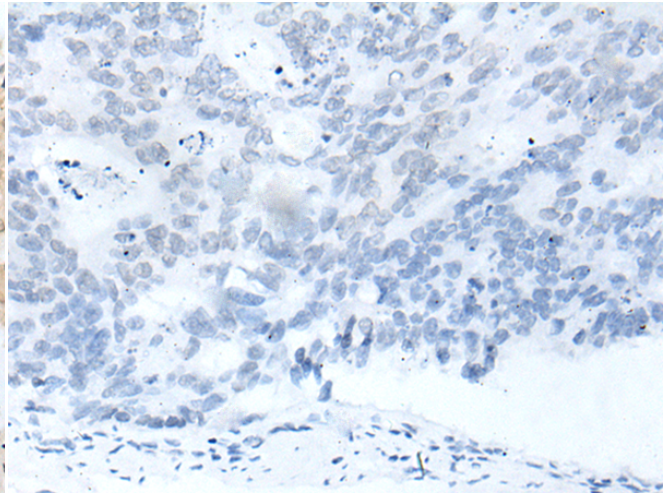
成分: PBS (without Mg²⁺ and Ca²⁺), pH 7.4, 150 mM NaCl, 0.05% Sodium Azide and 40% glycerol

研究领域: Epigenetics and Nuclear Signaling

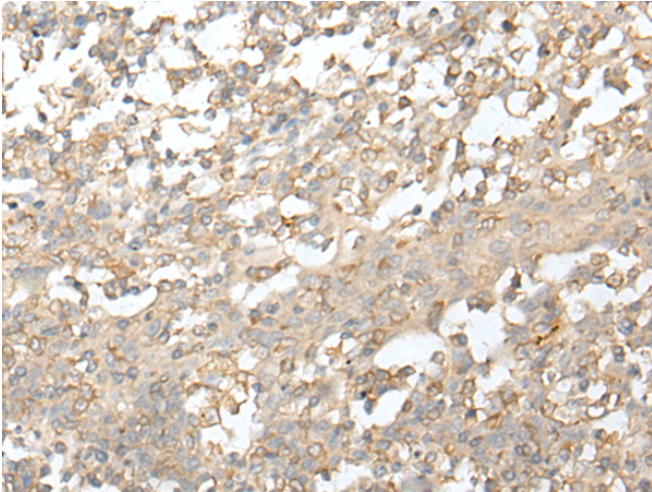
储存和运输: Store at -20°C. Avoid repeated freezing and thawing



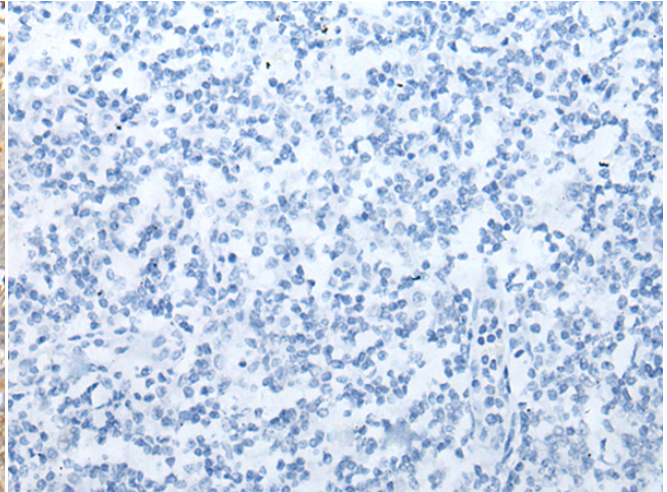
Immunohistochemistry analysis of paraffin embedded Human colorectal cancer tissue using 218263(ZZZ3 Antibody) at a dilution of 1/50(Nucleus).



In comparison with the IHC on the left, the same paraffin-embedded Human colorectal cancer tissue is first treated with the fusion protein and then with 218263(Anti-ZZZ3 Antibody) at dilution 1/50.



The image on the left is immunohistochemistry of paraffin-embedded Human tonsil tissue using 218263(Anti-ZZZ3 Antibody) at a dilution of 1/50.



In comparison with the IHC on the left, the same paraffin-embedded Human tonsil tissue is first treated with fusion protein and then with D224054(Anti-ZZZ3 Antibody) at dilution 1/50.