

## ZNF281 RABBIT PAB

货号: S214927

产品全名: ZNF281 兔多抗

基因符号: ZBP-99; ZNP-99

**UNIPROT ID:** Q9Y2X9 (Gene Accession - NP\_036614)

**背景:** ZNF281, also known as GC-box-binding zinc finger protein 1, ZBP-99 or ZNP-99 (zinc finger DNA-binding protein 99), is a zinc finger protein that belongs to the Krüppel C2H2-type zinc finger protein family. It is expressed ubiquitously at low levels with predominant expression in kidney, liver, lymphocytes and placenta. ZNF281 localizes to the nucleus and contains four C2H2-type zinc fingers. ZNF281 plays a role in repressing the transcription of a variety of genes including Gastrin and ODC (ornithine decarboxylase). In particular, ZNF281 functions by binding to the G-rich box in the enhancer region of the gene. Upon DNA damage, ZNF281 may become phosphorylated by Atm or ATR.

**抗原:** Synthetic peptide of human ZNF281

**经过测试的应用:** ELISA, IHC

**推荐稀释比:** IHC: 25-100; ELISA: 2000-5000

**种属反应性:** Rabbit

**克隆性:** Rabbit Polyclonal

**亚型:** Immunogen-specific rabbit IgG


**纯化:** Antigen affinity purification

**种属反应性:** Human, Mouse

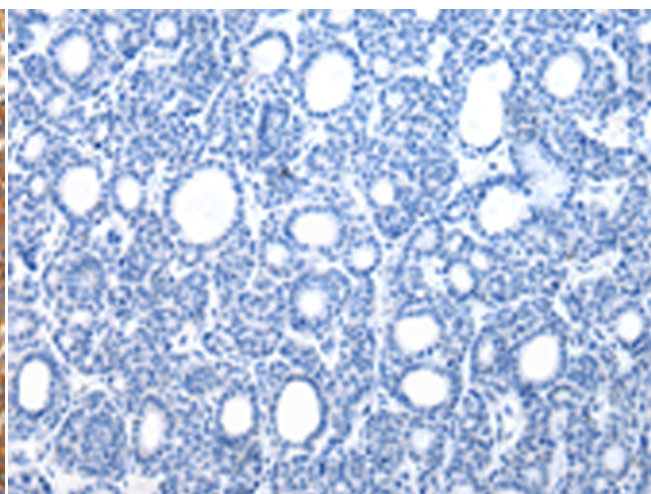
**成分:** PBS (without Mg<sup>2+</sup> and Ca<sup>2+</sup>), pH 7.4, 150 mM NaCl, 0.05% Sodium Azide and 40% glycerol

**研究领域:** Epigenetics and Nuclear Signaling, Stem Cells, Developmental Biology

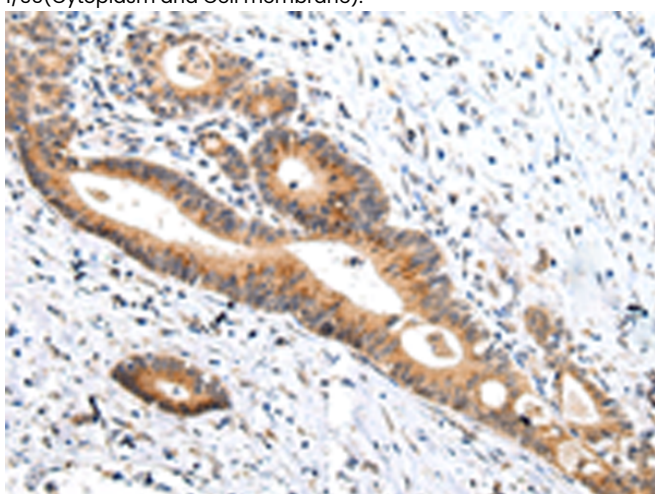
**储存和运输:** Store at -20°C. Avoid repeated freezing and thawing



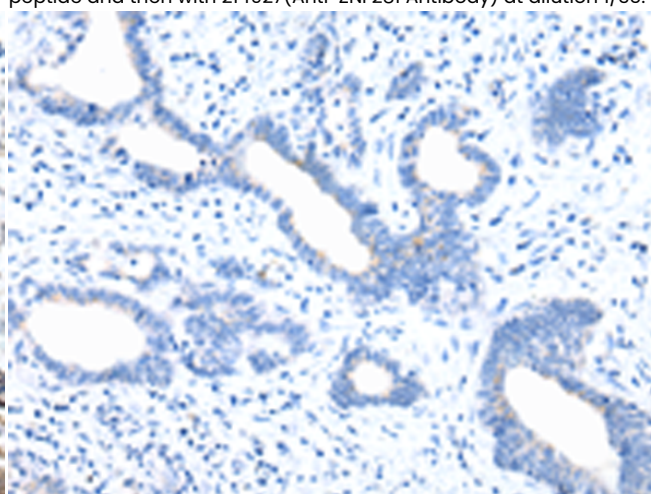
Immunohistochemistry analysis of paraffin embedded Human thyroid cancer tissue using 214927(ZNF281 Antibody) at a dilution of 1/35(Cytoplasm and Cell membrane).



In comparison with the IHC on the left, the same paraffin-embedded Human thyroid cancer tissue is first treated with the synthetic peptide and then with 214927(Anti-ZNF281 Antibody) at dilution 1/35.



The image on the left is immunohistochemistry of paraffin-embedded Human colorectal cancer tissue using 214927(Anti-ZNF281 Antibody) at a dilution of 1/35.



In comparison with the IHC on the left, the same paraffin-embedded Human colorectal cancer tissue is first treated with synthetic peptide and then with D162633(Anti-ZNF281 Antibody) at dilution 1/35.



# Product Description

Pioneering GTPase and Oncogene Product Development since 2010

---