

ZBTB3 ? RABBIT PAB

货号: S213316

产品全名: ZBTB3 兔多抗

基因符号

UNIPROT ID: Q9H5J0 (Gene Accession - NP_079060)

背景: The BTB (Broad-Complex, Tramtrack and Bric a brac) domain, also known as the POZ (POxvirus and Zinc finger) domain, is an N-terminal homodimerization domain that contains multiple copies of kelch repeats and/or C2H2-type zinc fingers. Proteins that contain BTB domains are thought to be involved in transcriptional regulation via control of chromatin structure and function. ZBTB3 (zinc finger and BTB domain containing 3) is a 574 amino acid protein that contains one BTB (POZ) domain and two C2H2-type zinc fingers. Localized to the nucleus, ZBTB3 is thought to play a role in transcriptional regulation events. The gene encoding ZBTB3 maps to human chromosome 11, which houses over 1,400 genes and comprises nearly 4% of the human genome.

抗原: Synthetic peptide of human ZBTB3

经过测试的应用: ELISA, WB, IHC

推荐稀释比: IHC: 50-200;WB: 200-1000;ELISA: 1000-2000

种属反应性: Rabbit

克隆性: Rabbit Polyclonal

亚型: Immunogen-specific rabbit IgG

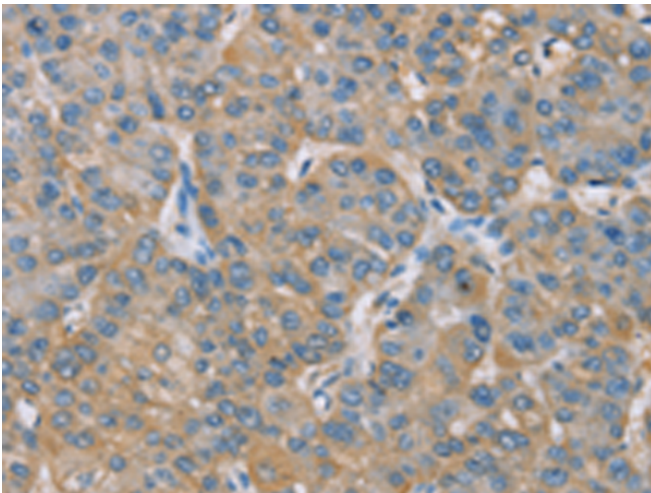
纯化: Antigen affinity purification

种属反应性: Human, Mouse

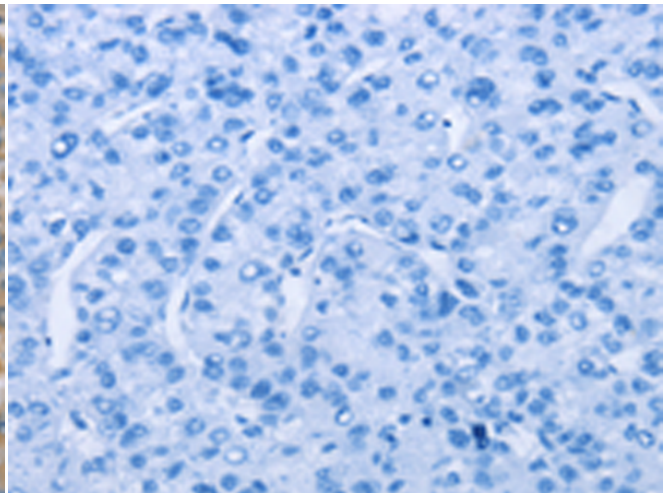
成分: PBS (without Mg²⁺ and Ca²⁺), pH 7.4, 150 mM NaCl, 0.05% Sodium Azide and 40% glycerol

研究领域: Epigenetics and Nuclear Signaling

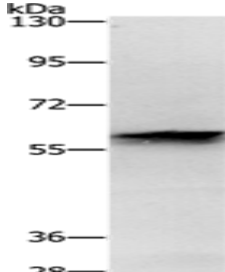
储存和运输: Store at -20°C. Avoid repeated freezing and thawing



Immunohistochemistry analysis of paraffin embedded Human liver cancer tissue using 213316(ZBTB3 Antibody) at a dilution of 1/50(Cytoplasm).



In comparison with the IHC on the left, the same paraffin-embedded Human liver cancer tissue is first treated with the synthetic peptide and then with 213316(Anti-ZBTB3 Antibody) at dilution 1/50.



Gel: 8%SDS-PAGE, Lysate: 40 µg;

Lane: HepG2 cells;

Primary antibody: 213316(ZBTB3 Antibody) at dilution 1/500;

Secondary antibody: Goat anti rabbit IgG at 1/8000 dilution;

Exposure time: 10 seconds