

ZAP70 ? RABBIT PAB

货号: S213311

产品全名: ZAP70 兔多抗

基因符号 SRK; STD; TZK; STCD; ZAP-70

UNIPROT ID: P43403 (Gene Accession - NP_001070)

背景: This gene encodes an enzyme belonging to the protein tyrosine kinase family, and it plays a role in T-cell development and lymphocyte activation. This enzyme, which is phosphorylated on tyrosine residues upon T-cell antigen receptor (TCR) stimulation, functions in the initial step of TCR-mediated signal transduction in combination with the Src family kinases, Lck and Fyn. This enzyme is also essential for thymocyte development. Mutations in this gene cause selective T-cell defect, a severe combined immunodeficiency disease characterized by a selective absence of CD8-positive T-cells. Two transcript variants that encode different isoforms have been found for this gene.

抗原: Synthetic peptide of human ZAP70

经过测试的应用: ELISA, WB, IHC

推荐稀释比: IHC: 25-100;WB: 500-2000;ELISA: 2000-5000

种属反应性: Rabbit

克隆性: Rabbit Polyclonal

亚型: Immunogen-specific rabbit IgG

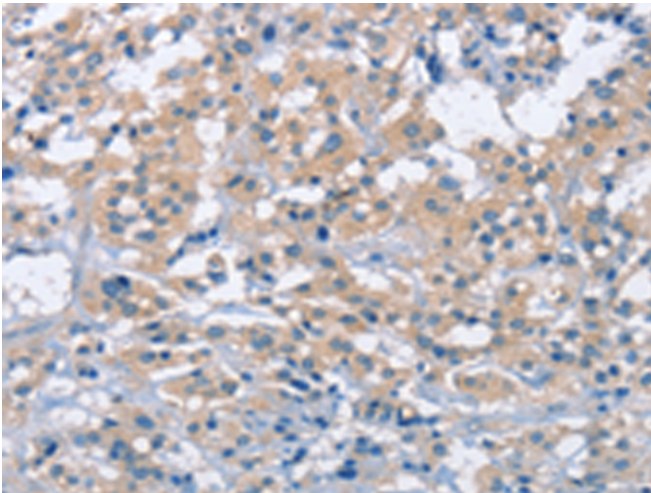
纯化: Antigen affinity purification

种属反应性: Human, Mouse

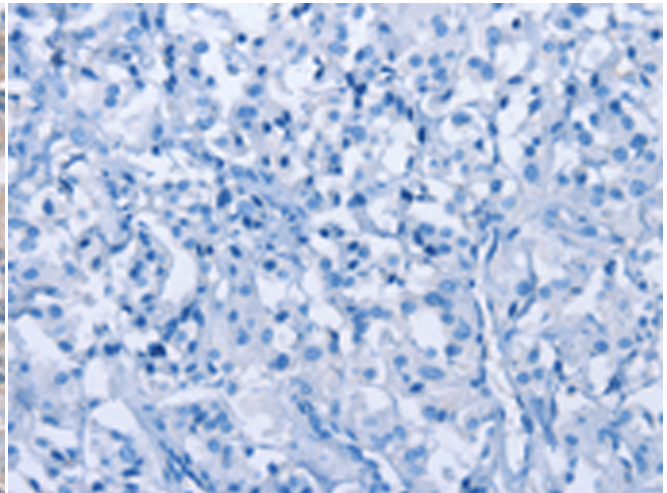
成分: PBS (without Mg²⁺ and Ca²⁺), pH 7.4, 150 mM NaCl, 0.05% Sodium Azide and 40% glycerol

研究领域: Signal Transduction, Immunology


储存和运输: Store at -20°C. Avoid repeated freezing and thawing



Immunohistochemistry analysis of paraffin embedded Human thyroid cancer tissue using 213311(ZAP70 Antibody) at a dilution of 1/50(Cytoplasm).



In comparison with the IHC on the left, the same paraffin-embedded Human thyroid cancer tissue is first treated with the synthetic peptide and then with 213311(Anti-ZAP70 Antibody) at dilution 1/50.



Gel: 10%SDS-PAGE, Lysate: 40 µg;

Lane: Jurkat cells;

Primary antibody: 213311(ZAP70 Antibody) at dilution 1/1000;

Secondary antibody: Goat anti rabbit IgG at 1/8000 dilution;

Exposure time: 40 seconds