

VPS4A RABBIT MAB

货号: N263079

产品全名: VPS4A 兔单克隆抗体

基因符号 vacuolar protein sorting 4 homolog A; SKD1; SKD2; VPS4; SKD1A; VPS4-1

UNIPROT ID: Q9UN37

背景: Involved in late steps of the endosomal multivesicular bodies (MVB) pathway. Recognizes membrane-associated ESCRT-III assemblies and catalyzes their disassembly, possibly in combination with membrane fission. Redistributes the ESCRT-III components to the cytoplasm for further rounds of MVB sorting. MVBs contain intraluminal vesicles (ILVs) that are generated by invagination and scission from the limiting membrane of the endosome and mostly are delivered to lysosomes enabling degradation of membrane proteins, such as stimulated growth factor receptors, lysosomal enzymes and lipids. In conjunction with the ESCRT machinery also appears to function in topologically equivalent membrane fission events, such as the terminal stages of cytokinesis and enveloped virus budding (HIV-1 and other lentiviruses). Involved in cytokinesis: retained at the midbody by ZFYVE19/ANCHR and CHMP4C until abscission checkpoint signaling is terminated at late cytokinesis. It is then released following dephosphorylation of CHMP4C, leading to abscission (PubMed:24814515). VPS4A/B are required for the exosomal release of SDCBP, CD63 and syndecan (PubMed:22660413).

抗原: A synthetic peptide of human VPS4a

经过测试的应用: WB,IHC-F,IHC-P,ICC/IF

推荐稀释比: WB: 1/500-1/1000 IHC: 1/50-1/100 IF: 1/50-1/200

种属反应性: Rabbit

克隆性: Rabbit Monoclonal

克隆编号: R01-9H9

分子量: Calculated MW: 49 kDa; Observed MW: 49 kDa

亚型: IgG

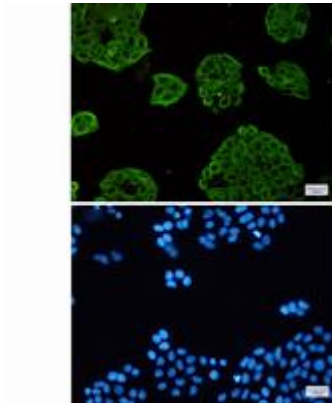
纯化: Affinity Purified

种属反应性: Human, Mouse and Rat

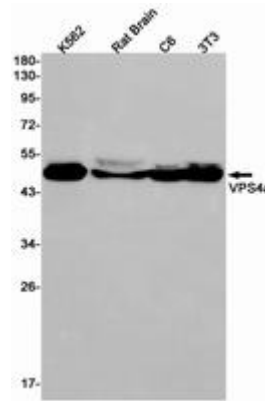
成分: PBS (without Mg²⁺ and Ca²⁺), pH 7.3 containing 50% glycerol, 0.5% BSA and 0.02% sodium azide

研究领域: Cell Biology

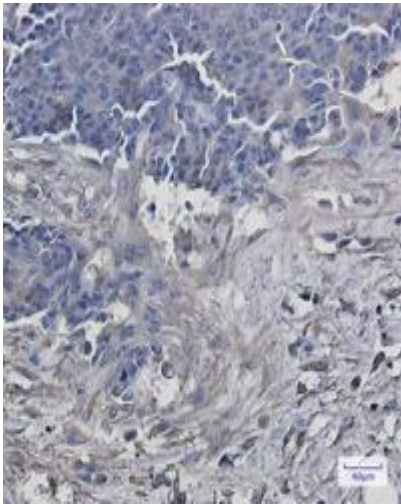
储存和运输: Store at -20°C. Avoid repeated freezing and thawing



Immunocytochemistry analysis of VPS4a (green) in Hela using VPS4a antibody, and DAPI (blue)



Western blot analysis of VPS4a in K562, rat Brain, C6, 3T3 lysates using VPS4A antibody.



Immunohistochemistry analysis of paraffin-embedded Human breast cancer using VPS4a antibody. High-pressure and temperature Sodium Citrate pH 6.0 was used for antigen retrieval.