

VPS33B RABBIT PAB

货号: S218016

产品全名: VPS33B 兔多抗

基因符号: KDIDAR; PFIC12

UNIPROT ID: Q9H267 (Gene Accession - BC016445)

背景: Vesicle mediated protein sorting plays an important role in segregation of intracellular molecules into distinct organelles. Genetic studies in yeast have identified more than 40 vacuolar protein sorting (VPS) genes involved in vesicle transport to vacuoles. This gene is a member of the Sec-1 domain family, and encodes the human ortholog of rat Vps33b which is homologous to the yeast class C Vps33 protein. The mammalian class C vacuolar protein sorting proteins are predominantly associated with late endosomes/lysosomes, and like their yeast counterparts, may mediate vesicle trafficking steps in the endosome/lysosome pathway. Mutations in this gene are associated with arthrogyrosis-renal dysfunction-cholestasis syndrome. Alternative splicing results in multiple transcript variants.

抗原: Fusion protein of human VPS33B

经过测试的应用: ELISA, IHC

推荐稀释比: IHC: 50-200; ELISA: 5000-10000

种属反应性: Rabbit

克隆性: Rabbit Polyclonal

亚型: Immunogen-specific rabbit IgG

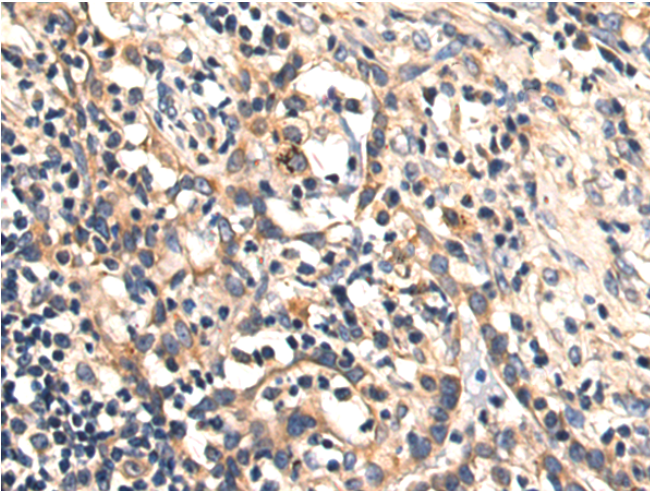
纯化: Antigen affinity purification

种属反应性: Human, Mouse, Rat

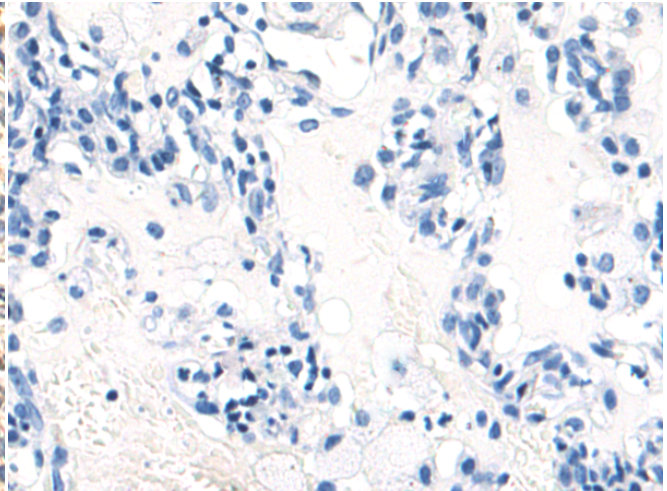
成分: PBS (without Mg²⁺ and Ca²⁺), pH 7.4, 150 mM NaCl, 0.05% Sodium Azide and 40% glycerol

研究领域: Signal Transduction

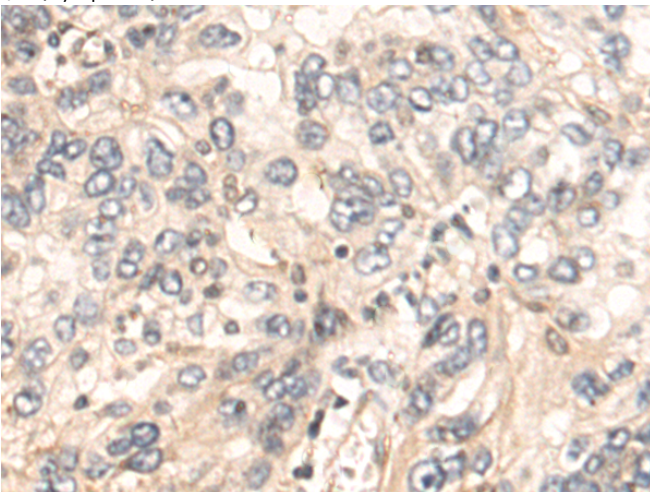
储存和运输: Store at -20°C. Avoid repeated freezing and thawing



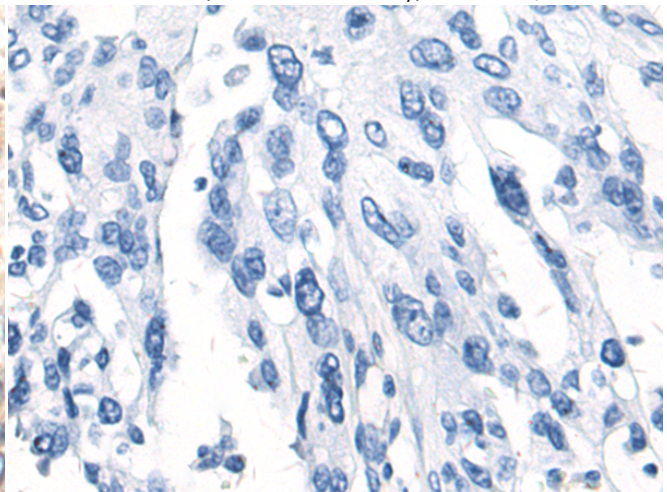
Immunohistochemistry analysis of paraffin embedded Human thyroid cancer tissue using 218016(VPS33B Antibody) at a dilution of 1/70(Cytoplasm).



In comparison with the IHC on the left, the same paraffin-embedded Human thyroid cancer tissue is first treated with the fusion protein and then with 218016(Anti-VPS33B Antibody) at dilution 1/70.



The image on the left is immunohistochemistry of paraffin-embedded Human breast cancer tissue using 218016(Anti-VPS33B Antibody) at a dilution of 1/70.



In comparison with the IHC on the left, the same paraffin-embedded Human breast cancer tissue is first treated with fusion protein and then with D223654(Anti-VPS33B Antibody) at dilution 1/70.



Product Description

Pioneering GTPase and Oncogene Product Development since 2010
