

VEGFD RABBIT MAB

货号: N263067

产品全名: VEGFD 兔单克隆抗体

基因符号 FIGF; VEGFD

UNIPROT ID: O43915

背景: Growth factor active in angiogenesis, lymphangiogenesis and endothelial cell growth, stimulating their proliferation and migration and also has effects on the permeability of blood vessels.

抗原: A synthetic peptide of human VEGFD

经过测试的应用: WB,IHC-F,IHC-P,ICC/IF

推荐稀释比: WB: 1/500-1/1000 IHC: 1/50-1/100 IF: 1/50-1/200

种属反应性: Rabbit

克隆性: Rabbit Monoclonal

克隆编号: R03-8H6

分子量: Calculated MW: 40 kDa; Observed MW: 40 kDa

亚型: IgG

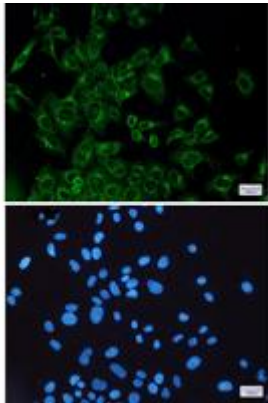
纯化: Affinity Purified

种属反应性: Human, Mouse and Rat


成分: PBS (without Mg²⁺ and Ca²⁺), pH 7.3 containing 50% glycerol, 0.5% BSA and 0.02% sodium azide

研究领域: Cardiovascular

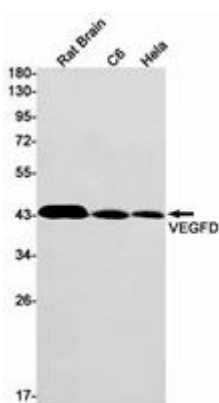
储存和运输: Store at -20°C. Avoid repeated freezing and thawing



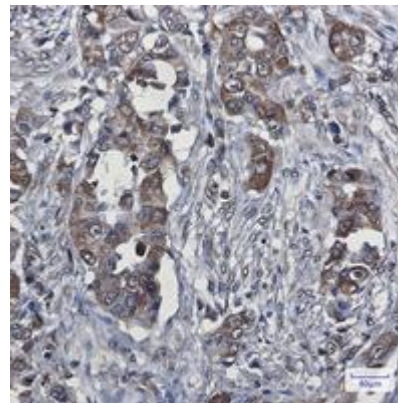
Immunocytochemistry analysis of VEGFD (green) in Hela using VEGFD antibody, and DAPI (blue)



Western blot analysis of VEGFD in Raw264.7 lysates using VEGFD antibody.



Western blot analysis of VEGFD in rat Brain, C6, Hela lysates using VEGFD antibody.



Immunohistochemistry analysis of paraffin-embedded Human lung cancer using VEGFD antibody. High-pressure and temperature Sodium Citrate pH 6.0 was used for antigen retrieval.