

VEGFB RABBIT PAB

货号: S213284

产品全名: VEGFB 兔多抗

基因符号 VRF, VEGFL

UNIPROT ID: P49765 (Gene Accession - NP_003368)

背景: This gene encodes a member of the PDGF (platelet-derived growth factor)/VEGF (vascular endothelial growth factor) family. The VEGF family members regulate the formation of blood vessels and are involved in endothelial cell physiology. This member is a ligand for VEGFR-1 (vascular endothelial growth factor receptor 1) and NRP-1 (neuropilin-1). Studies in mice showed that this gene was co-expressed with nuclear-encoded mitochondrial genes and the encoded protein specifically controlled endothelial uptake of fatty acids. Alternatively spliced transcript variants encoding distinct isoforms have been identified.

抗原: Synthetic peptide of human VEGFB

经过测试的应用: ELISA, WB, IHC

推荐稀释比: IHC: 25-100;WB: 500-2000;ELISA: 5000-240000

种属反应性: Rabbit

克隆性: Rabbit Polyclonal

亚型: Immunogen-specific rabbit IgG

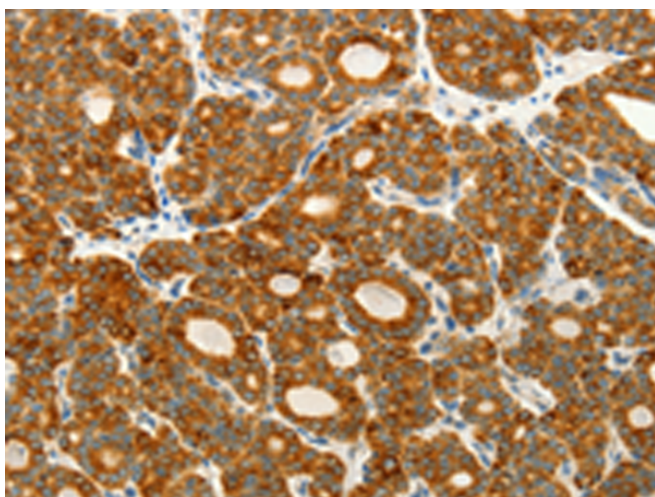
纯化: Antigen affinity purification

种属反应性: Human, Mouse

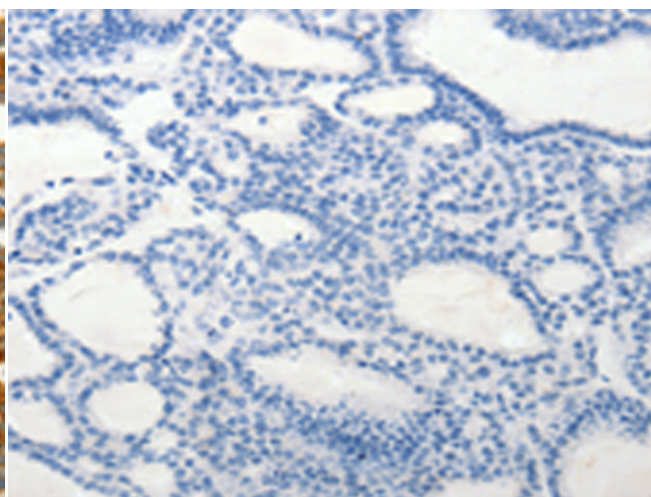
成分: PBS (without Mg²⁺ and Ca²⁺), pH 7.4, 150 mM NaCl, 0.05% Sodium Azide and 40% glycerol

研究领域: Signal Transduction, Cardiovascular, Cancer, Neuroscience

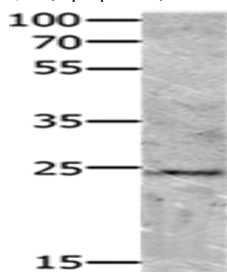
储存和运输: Store at -20°C. Avoid repeated freezing and thawing



Immunohistochemistry analysis of paraffin embedded Human thyroid cancer tissue using 213284(VEGFB Antibody) at a dilution of 1/25(Cytoplasm).



In comparison with the IHC on the left, the same paraffin-embedded Human thyroid cancer tissue is first treated with the synthetic peptide and then with 213284(Anti-VEGFB Antibody) at dilution 1/25.



Gel: 10%SDS-PAGE, Lysate: 40 µg;

Lane: Mouse brain tissue;

Primary antibody: 213284(VEGFB Antibody) at dilution 1/700;

Secondary antibody: Goat anti rabbit IgG at 1/8000 dilution;

Exposure time: 5 seconds