

## VEGFA RABBIT PAB

货号: N225056

产品全名: VEGFA 兔多抗

基因符号 VEGFA; VEGF; Vascular endothelial growth factor A; VEGF-A;  
Vascular permeability factor; VPF

**UNIPROT ID:** P15692

**背景:** Growth factor active in angiogenesis, vasculogenesis and endothelial cell growth. Induces endothelial cell proliferation, promotes cell migration, inhibits apoptosis and induces permeabilization of blood vessels. Binds to the FLT1/VEGFR1 and KDR/VEGFR2 receptors, heparan sulfate and heparin.

**抗原:** The antiserum was produced against synthesized peptide derived from the Internal region of human VEGFA. AA range:101-150

**经过测试的应用:** WB,IHC-P,ELISA

**推荐稀释比:** WB: 1/500-1/1000 IHC: 1/50-1/100 ELISA: 1/10000

**种属反应性:** Rabbit

**克隆性:** Rabbit Polyclonal

**分子量:** Calculated MW: 27 kDa; Observed MW: 17 kDa

**亚型:** IgG

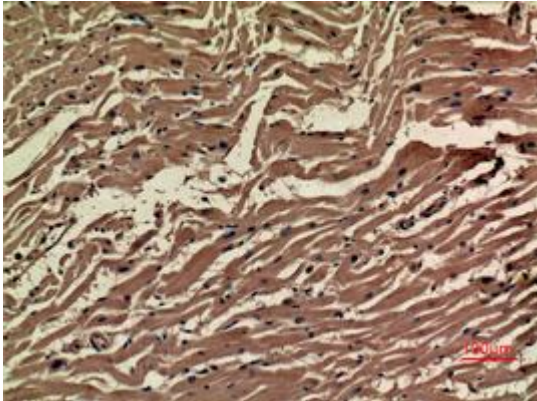
**纯化:** Affinity Purified

**种属反应性:** Human

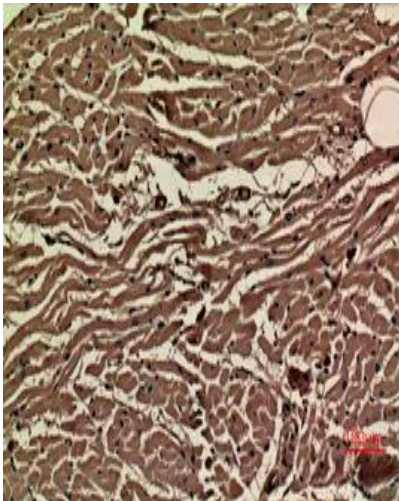
**成分:** PBS (without Mg<sup>2+</sup> and Ca<sup>2+</sup>), pH 7.3 containing 50% glycerol, 0.5% BSA and 0.02% sodium azide

**研究领域:** Cardiovascular

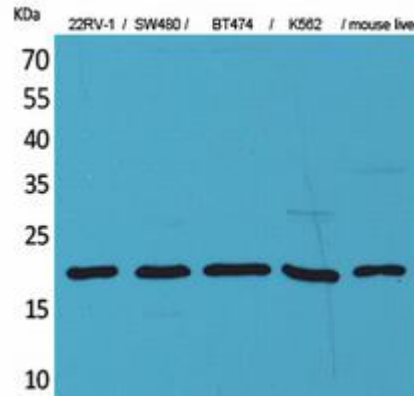
**储存和运输:** Store at -20°C. Avoid repeated freezing and thawing



Immunohistochemistry analysis of paraffin-embedded Human heart using VEGFA antibody. High-pressure and temperature Sodium Citrate pH 6.0 was used for antigen retrieval.



Immunohistochemistry analysis of paraffin-embedded Human heart using VEGFA antibody. High-pressure and temperature Sodium Citrate pH 6.0 was used for antigen retrieval.



Western blot analysis of VEGFA in 22RV SW480, BT474, K562, mouse liver lysates using VEGFA antibody.