

VAMP2 RABBIT MAB

货号: N263060

产品全名: VAMP2 兔单克隆抗体

基因符号 vesicle-associated membrane protein 2 (synaptobrevin 2);
SYB2; VAMP-2

UNIPROT ID: P63027

背景: The SNARE complex is involved in vesicular transport and membrane fusion, a process regulated by calcium. In neurons, VAMP2 is predominantly inserted in presynaptic vesicle membranes. Assembly of VAMP2 with the plasma membrane SNAREs syntaxin 1 and SNAP25 is a key event necessary for membrane fusion and neurotransmitter release.

抗原: A synthetic peptide of human VAMP2

经过测试的应用: WB, ICC/IF, IP

推荐稀释比: WB: 1/500-1/1000 IF: 1/50-1/200 IP: 1/20

种属反应性: Rabbit

克隆性: Rabbit Monoclonal

克隆编号: R04-7A5

分子量: Calculated MW: 13 kDa; Observed MW: 13 kDa

亚型: IgG


纯化: Affinity Purified

种属反应性: Human, Mouse and Rat

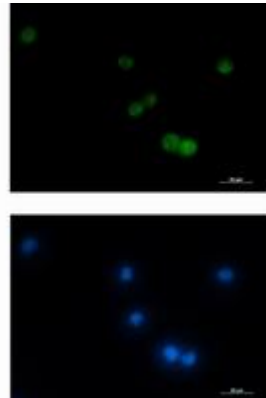
成分: PBS (without Mg²⁺ and Ca²⁺), pH 7.3 containing 50% glycerol, 0.5% BSA and 0.02% sodium azide

研究领域: Signal Transduction


储存和运输: Store at -20°C. Avoid repeated freezing and thawing



Western blot analysis of VAMP2 in rat Brain lysates using VAMP2 antibody



Immunocytochemistry analysis of VAMP2 (green) in Jurkat using VAMP2 antibody, and DAPI (blue).



Western blot analysis of VAMP2 in mouse brain lysates using VAMP2 antibody.