

## USP10 RABBIT MAB

货号: N263056

产品全名: USP10 兔单克隆抗体

基因符号 Deubiquitinating enzyme 10; UBPO; USP10

**UNIPROT ID:** Q14694

背景: Hydrolase that can remove conjugated ubiquitin from target proteins such as p53/TP53, SNX3 and CFTR. Acts as an essential regulator of p53/TP53 stability: in unstressed cells, specifically deubiquitinates p53/TP53 in the cytoplasm, leading to counteract MDM2 action and stabilize p53/TP53.

抗原: A synthetic peptide of human USP10

经过测试的应用: WB,IHC-F,IHC-P,ICC/IF,IP

推荐稀释比: WB: 1/500-1/1000 IHC: 1/50-1/100 IF: 1/50-1/200 IP: 1/20

种属反应性: Rabbit

克隆性: Rabbit Monoclonal

克隆编号: R07-7E5

分子量: Calculated MW: 87 kDa; Observed MW: 110 kDa

亚型: IgG

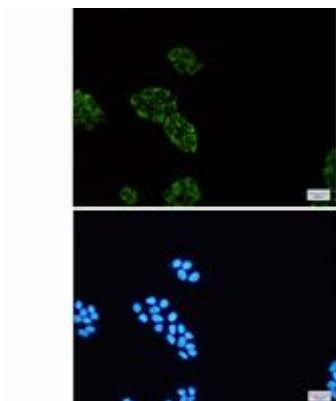
纯化: Affinity Purified

种属反应性: Human


成分: PBS (without Mg<sup>2+</sup> and Ca<sup>2+</sup>), pH 7.3 containing 50% glycerol, 0.5% BSA and 0.02% sodium azide

研究领域: Cell Biology

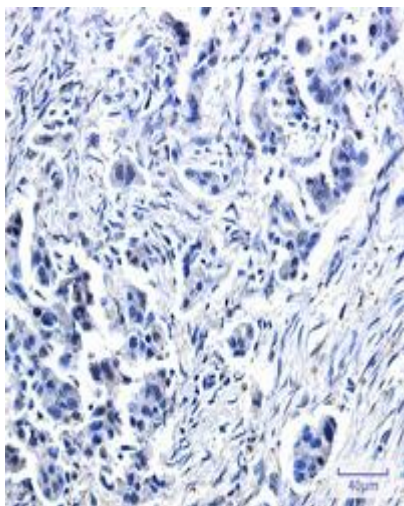
储存和运输: Store at -20°C. Avoid repeated freezing and thawing



Immunocytochemistry analysis of USP10 (green) in HeLa using USP10 antibody, and DAPI (blue)



Western blot analysis of USP10 in HeLa lysates using USP10 antibody.



Immunohistochemistry analysis of paraffin-embedded Human lung cancer using USP10 antibody. High-pressure and temperature Sodium Citrate pH 6.0 was used for antigen retrieval.