

UCHL5 RABBIT PAB

货号: S217082

产品全名: UCHL5 兔多抗

基因符号: UCH37; CGI-70; INO80R; UCH-L5

UNIPROT ID: Q9Y5K5 (Gene Accession - BC025369)

背景: Ubiquitin carboxyl-terminal hydrolase isozyme L5 is an enzyme that in humans is encoded by the UCHL5 gene. Protease that specifically cleaves 'Lys-48'-linked polyubiquitin chains. Deubiquitinating enzyme associated with the 19S regulatory subunit of the 26S proteasome. Putative regulatory component of the INO80 complex; however is inactive in the INO80 complex and is activated by a transient interaction of the INO80 complex with the proteasome via ADRM1.

抗原: Fusion protein of human UCHL5

经过测试的应用: ELISA, IHC

推荐稀释比: IHC: 25-100; ELISA: 2000-5000

种属反应性: Rabbit

克隆性: Rabbit Polyclonal

亚型: Immunogen-specific rabbit IgG


纯化: Antigen affinity purification

种属反应性: Human, Mouse

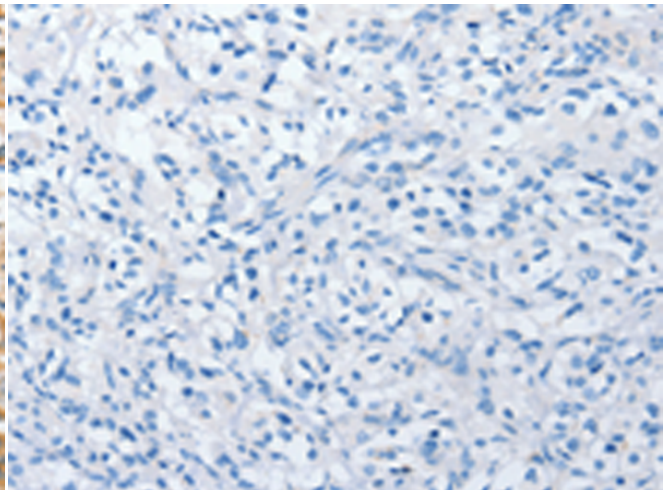
成分: PBS (without Mg²⁺ and Ca²⁺), pH 7.4, 150 mM NaCl, 0.05% Sodium Azide and 40% glycerol

研究领域: Epigenetics and Nuclear Signaling, Cell Biology

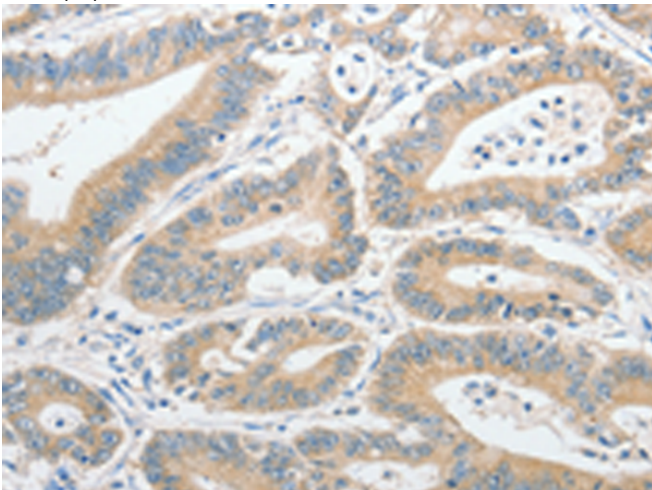
储存和运输: Store at -20°C. Avoid repeated freezing and thawing



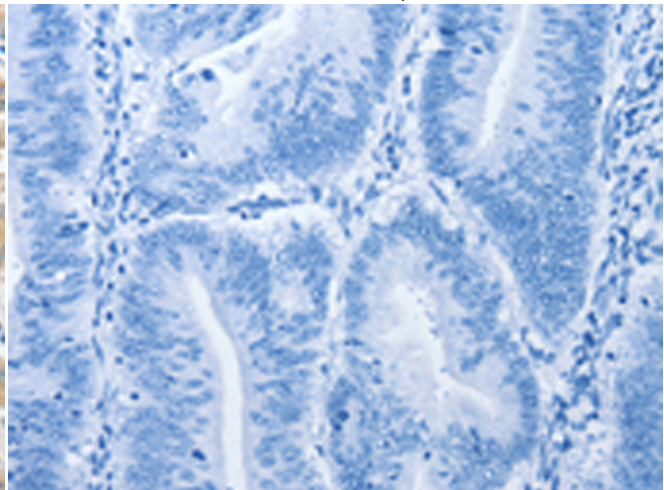
Immunohistochemistry analysis of paraffin embedded Human thyroid cancer tissue using 217082(UCHL5 Antibody) at a dilution of 1/20(Cytoplasm).



In comparison with the IHC on the left, the same paraffin-embedded Human thyroid cancer tissue is first treated with the fusion protein and then with 217082(Anti-UCHL5 Antibody) at dilution 1/20.



The image on the left is immunohistochemistry of paraffin-embedded Human colon cancer tissue using 217082(Anti-UCHL5 Antibody) at a dilution of 1/20.



In comparison with the IHC on the left, the same paraffin-embedded Human colon cancer tissue is first treated with fusion protein and then with D221760(Anti-UCHL5 Antibody) at dilution 1/20.



Product Description

Pioneering GTPase and Oncogene Product Development since 2010
