

UCHL1 RABBIT PAB

货号: S219271

产品全名: UCHL1 兔多抗

基因符号 NDGOA; PARK5; PGP95; SPG79; PGP9.5; Uch-L1; HEL-117; PGP 9.5; HEL-S-53

UNIPROT ID: P09936 (Gene Accession - BC000332)

背景: The protein encoded by this gene belongs to the peptidase C12 family. This enzyme is a thiol protease that hydrolyzes a peptide bond at the C-terminal glycine of ubiquitin. This gene is specifically expressed in the neurons and in cells of the diffuse neuroendocrine system. Mutations in this gene may be associated with Parkinson disease.

抗原: Fusion protein of human UCHL1

经过测试的应用: ELISA, WB, IHC

推荐稀释比: IHC: 50-200;WB: 1000-5000;ELISA: 5000-10000

种属反应性: Rabbit

克隆性: Rabbit Polyclonal

亚型: Immunogen-specific rabbit IgG

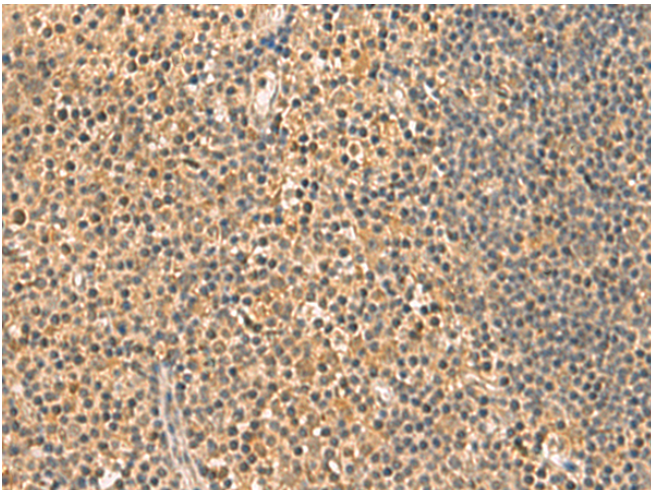
纯化: Antigen affinity purification

种属反应性: Human, Mouse, Rat

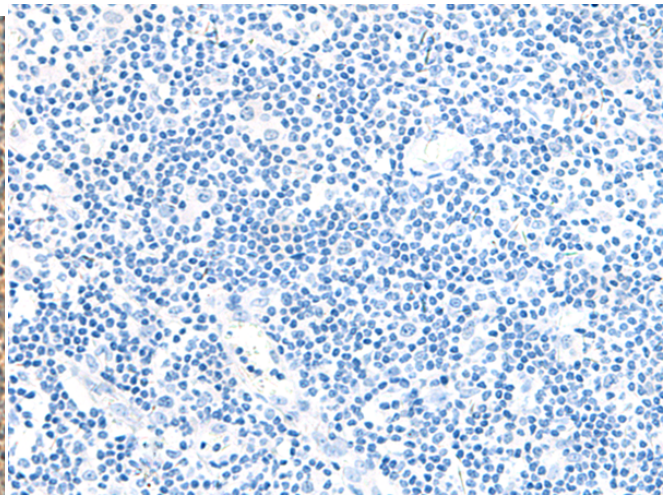
成分: PBS (without Mg²⁺ and Ca²⁺), pH 7.4, 150 mM NaCl, 0.05% Sodium Azide and 40% glycerol

研究领域: Epigenetics and Nuclear Signaling, Cell Biology, Neuroscience

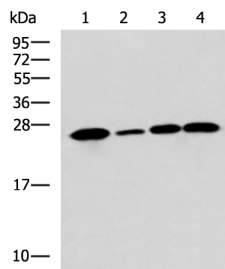
储存和运输: Store at -20°C. Avoid repeated freezing and thawing



Immunohistochemistry analysis of paraffin embedded Human tonsil tissue using 219271(UCHL1 Antibody) at a dilution of 1/60(Cytoplasm).



In comparison with the IHC on the left, the same paraffin-embedded Human tonsil tissue is first treated with the fusion protein and then with 219271(Anti-UCHL1 Antibody) at dilution 1/60.



Gel: 12%SDS-PAGE, Lysate: 40 µg;

Lane 1-4: Human cerebrum tissue, A172 cell, Mouse brain tissue, Rat brain tissue lysates;

Primary antibody: 219271(UCHL1 Antibody) at dilution 1/900;

Secondary antibody: HRP-conjugated Goat anti rabbit IgG at 1/5000 dilution;

Exposure time: 5 seconds