

UBOX5 RABBIT PAB

货号: S218318

产品全名: UBOX5 兔多抗

基因符号: UIP5; RNF37; hUIP5; UBCE7IP5

UNIPROT ID: O94941 (Gene Accession - BC000515)

背景: This gene encodes a U-box domain containing protein. The encoded protein interacts with E2 enzymes and may play a role in the ubiquitination pathway. Alternate splicing results in multiple transcript variants.

抗原: Fusion protein of human UBOX5

经过测试的应用: ELISA, WB, IHC

推荐稀释比: IHC: 25-100;WB: 200-1000;ELISA: 5000-10000

种属反应性: Rabbit

克隆性: Rabbit Polyclonal

亚型: Immunogen-specific rabbit IgG

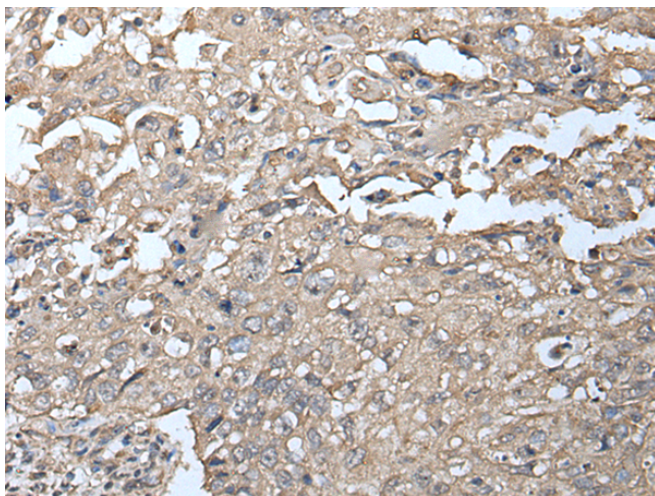
纯化: Antigen affinity purification

种属反应性: Human

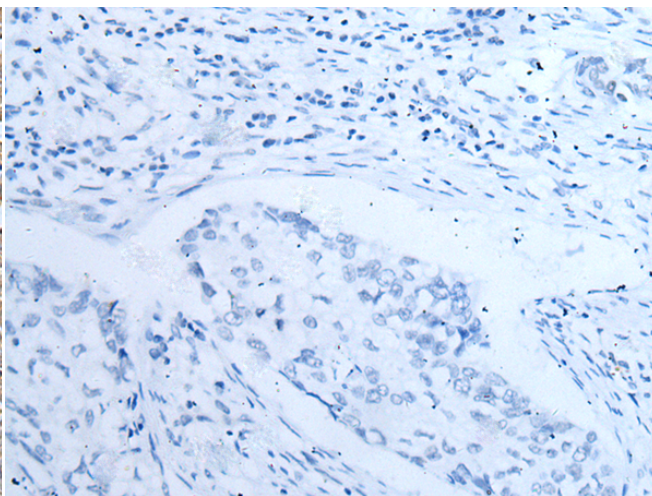
成分: PBS (without Mg²⁺ and Ca²⁺), pH 7.4, 150 mM NaCl, 0.05% Sodium Azide and 40% glycerol

研究领域: Cell Biology

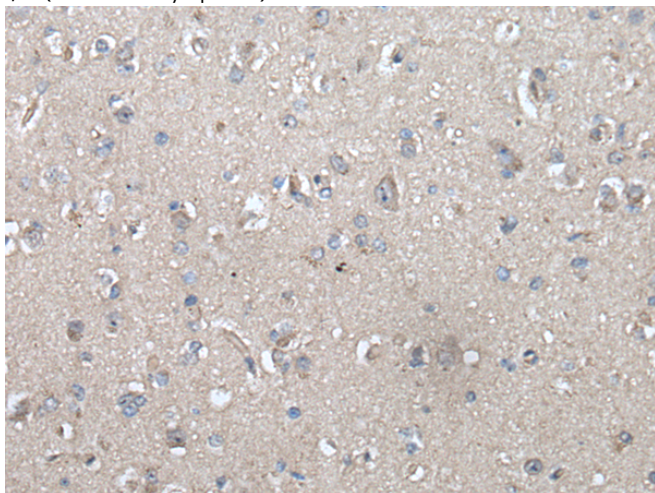
储存和运输: Store at -20°C. Avoid repeated freezing and thawing



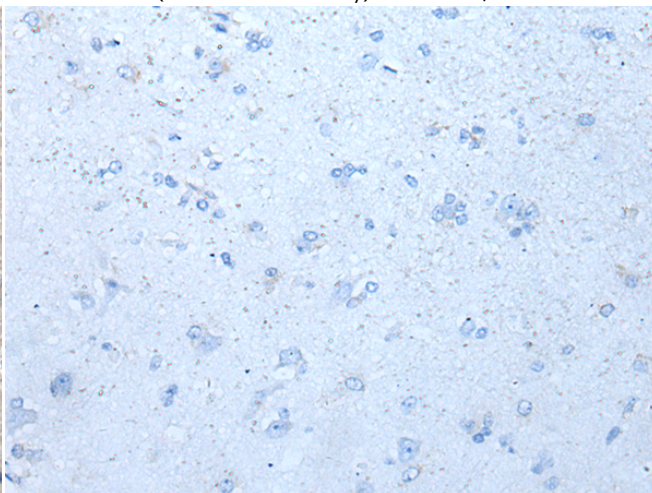
Immunohistochemistry analysis of paraffin embedded Human lung cancer tissue using 218318 (UBOX5 Antibody) at a dilution of 1/30 (Nucleus or Cytoplasm).



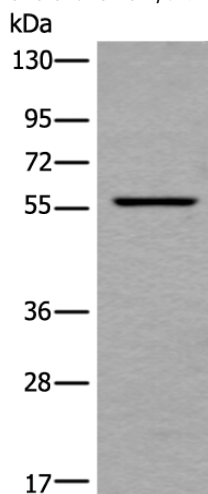
In comparison with the IHC on the left, the same paraffin-embedded Human lung cancer tissue is first treated with the fusion protein and then with 218318 (Anti-UBOX5 Antibody) at dilution 1/30.



The image on the left is immunohistochemistry of paraffin-embedded Human brain tissue using 218318 (Anti-UBOX5 Antibody) at a dilution of 1/30.



In comparison with the IHC on the left, the same paraffin-embedded Human brain tissue is first treated with fusion protein and then with D224151 (Anti-UBOX5 Antibody) at dilution 1/30.



Gel: 8% SDS-PAGE, Lysate: 40 µg;
Lane: Mouse kidney tissue lysates;
Primary antibody: 218318 (UBOX5 Antibody) at dilution 1/300;
Secondary antibody: Goat anti rabbit IgG at 1/8000 dilution;
Exposure time: 20 seconds



Product Description

Pioneering GTPase and Oncogene Product Development since 2010
