

UBA52 RABBIT PAB

货号: S221570

产品全名: UBA52 兔多抗

基因符号 L40; CEP52; RPL40; HUBCEP52

UNIPROT ID: P62987 (Gene Accession - NP_003324)

背景: Ubiquitin is a highly conserved nuclear and cytoplasmic protein that has a major role in targeting cellular proteins for degradation by the 26S proteasome. It is also involved in the maintenance of chromatin structure, the regulation of gene expression, and the stress response. Ubiquitin is synthesized as a precursor protein consisting of either polyubiquitin chains or a single ubiquitin moiety fused to an unrelated protein. This gene encodes a fusion protein consisting of ubiquitin at the N terminus and ribosomal protein L40 at the C terminus, a C-terminal extension protein (CEP). Multiple processed pseudogenes derived from this gene are present in the genome.

抗原: Synthetic peptide of human UBA52

经过测试的应用: ELISA, IHC

推荐稀释比: IHC: 40-200; ELISA: 5000-10000

种属反应性: Rabbit

克隆性: Rabbit Polyclonal

亚型: Immunogen-specific rabbit IgG

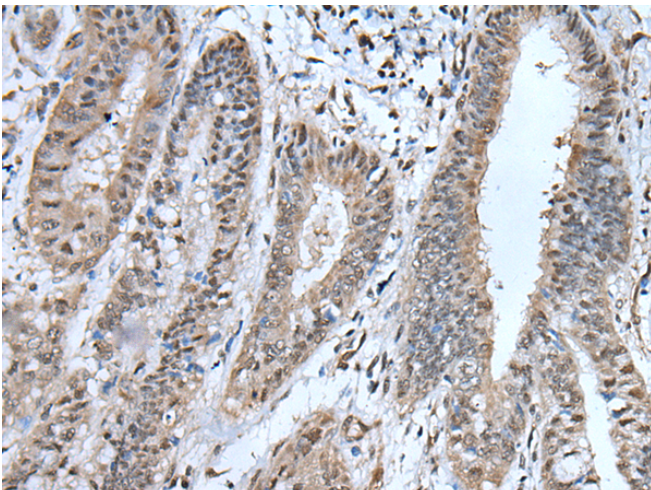
纯化: Antigen affinity purification

种属反应性: Human, Mouse, Rat

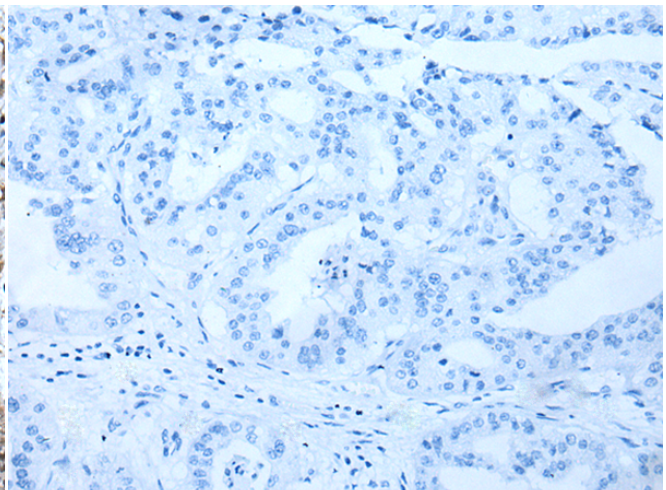
成分: PBS (without Mg²⁺ and Ca²⁺), pH 7.4, 150 mM NaCl, 0.05% Sodium Azide and 40% glycerol

研究领域: Epigenetics and Nuclear Signaling, Cell Biology

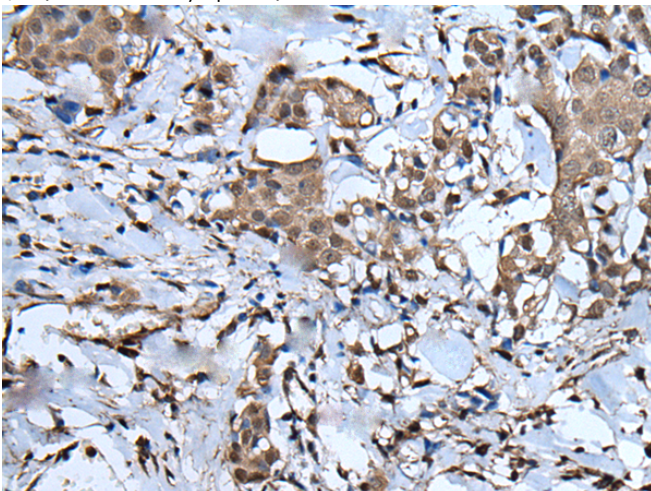
储存和运输: Store at -20°C. Avoid repeated freezing and thawing



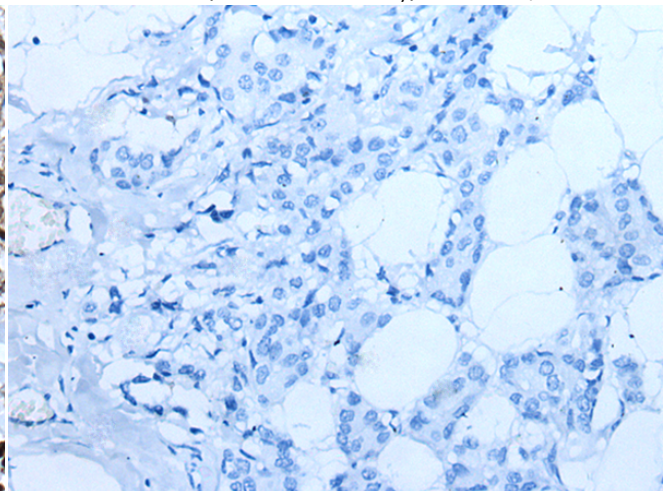
Immunohistochemistry analysis of paraffin embedded Human liver cancer tissue using 221570(UBA52 Antibody) at a dilution of 1/55(Nucleus and Cytoplasm).



In comparison with the IHC on the left, the same paraffin-embedded Human liver cancer tissue is first treated with the synthetic peptide and then with 221570(Anti-UBA52 Antibody) at dilution 1/55.



The image on the left is immunohistochemistry of paraffin-embedded Human breast cancer tissue using 221570(Anti-UBA52 Antibody) at a dilution of 1/55.



In comparison with the IHC on the left, the same paraffin-embedded Human breast cancer tissue is first treated with synthetic peptide and then with D263216(Anti-UBA52 Antibody) at dilution 1/55.



Product Description

Pioneering GTPase and Oncogene Product Development since 2010
