

UAP1 RABBIT PAB

货号: S218302

产品全名: UAP1 兔多抗

基因符号: AGX; AGX1; AGX2; SPAG2

UNIPROT ID: Q16222 (Gene Accession - BC009377)

背景: UAP1 belongs to the DPGP type 1 family. It converts UDP and GlcNAc-1-P into UDP-GlcNAc, and UDP and GalNAc-1-P into UDP-GalNAc. Isoform AGX1 has 2 to 3 times higher activity towards GalNAc-1-P, while isoform AGX2 has 8 times more activity towards GlcNAc-1-P.

抗原: Fusion protein of human UAP1

经过测试的应用: ELISA, WB, IHC

推荐稀释比: IHC: 25-100;WB: 200-1000;ELISA: 5000-10000

种属反应性: Rabbit

克隆性: Rabbit Polyclonal

亚型: Immunogen-specific rabbit IgG

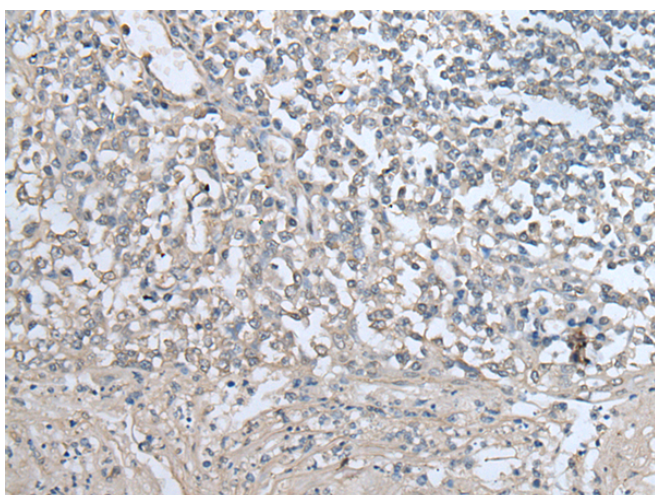
纯化: Antigen affinity purification

种属反应性: Human

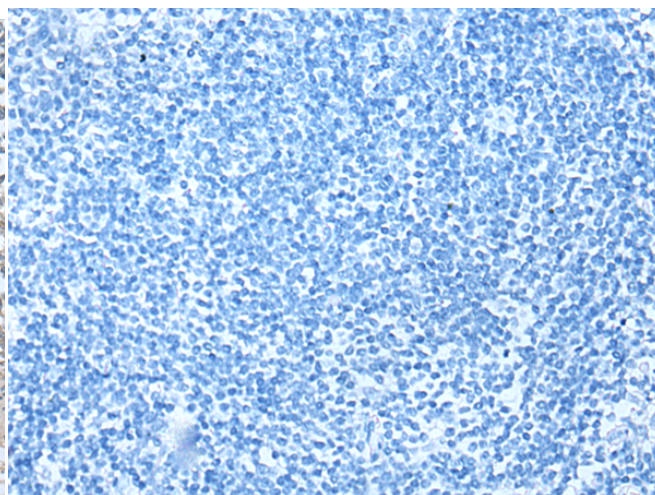
成分: PBS (without Mg²⁺ and Ca²⁺), pH 7.4, 150 mM NaCl, 0.05% Sodium Azide and 40% glycerol

研究领域: Metabolism

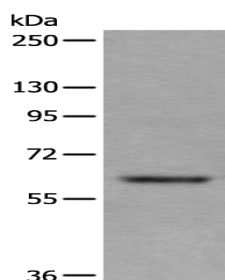
储存和运输: Store at -20°C. Avoid repeated freezing and thawing



Immunohistochemistry analysis of paraffin embedded Human tonsil tissue using 218302(UAP1 Antibody) at a dilution of 1/30(Cytoplasm).



In comparison with the IHC on the left, the same paraffin-embedded Human tonsil tissue is first treated with the fusion protein and then with 218302(Anti-UAP1 Antibody) at dilution 1/30.



Gel: 6%SDS-PAGE, Lysate: 40 µg;
Lane: Human testis tissue lysate;
Primary antibody: 218302(UAP1 Antibody) at dilution 1/250;
Secondary antibody: Goat anti rabbit IgG at 1/8000 dilution;
Exposure time: 1 minute