

## TXNDC12 RABBIT PAB

货号: S219224

产品全名: TXNDC12 兔多抗

基因符号 AG1; AGR1; ERP16; ERP18; ERP19; TLP19; hAG-1; PDIA16; hTLP19

**UNIPROT ID:** O95881 (Gene Accession - BC008913)

**背景:** This gene encodes a member of the thioredoxin superfamily. Members of this family are characterized by a conserved active motif called the thioredoxin fold that catalyzes disulfide bond formation and isomerization. This protein localizes to the endoplasmic reticulum and has a single atypical active motif. The encoded protein is mainly involved in catalyzing native disulfide bond formation and displays activity similar to protein-disulfide isomerases. This protein may play a role in defense against endoplasmic reticulum stress. Alternate splicing results in both coding and non-coding variants.

**抗原:** Fusion protein of human TXNDC12

**经过测试的应用:** ELISA, IHC

**推荐稀释比:** IHC: 50-200; ELISA: 5000-10000

**种属反应性:** Rabbit

**克隆性:** Rabbit Polyclonal

**亚型:** Immunogen-specific rabbit IgG

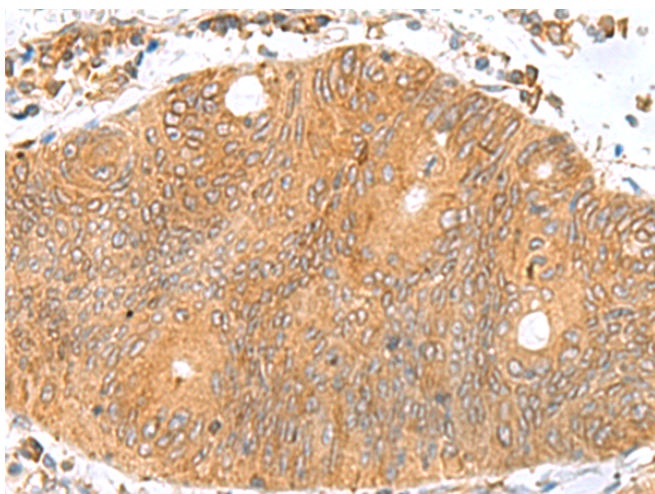
**纯化:** Antigen affinity purification

**种属反应性:** Human, Mouse, Rat

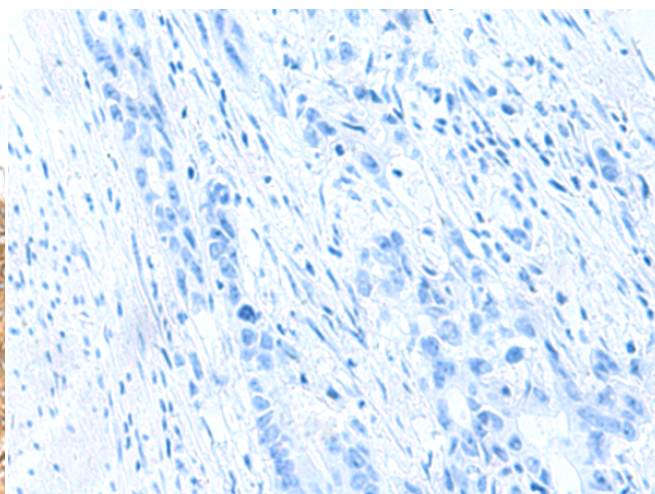
**成分:** PBS (without Mg<sup>2+</sup> and Ca<sup>2+</sup>), pH 7.4, 150 mM NaCl, 0.05% Sodium Azide and 40% glycerol

**研究领域:** Signal Transduction

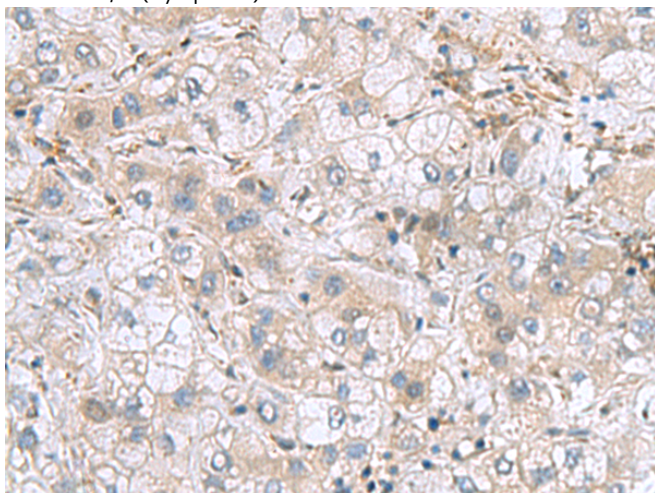
**储存和运输:** Store at -20°C. Avoid repeated freezing and thawing



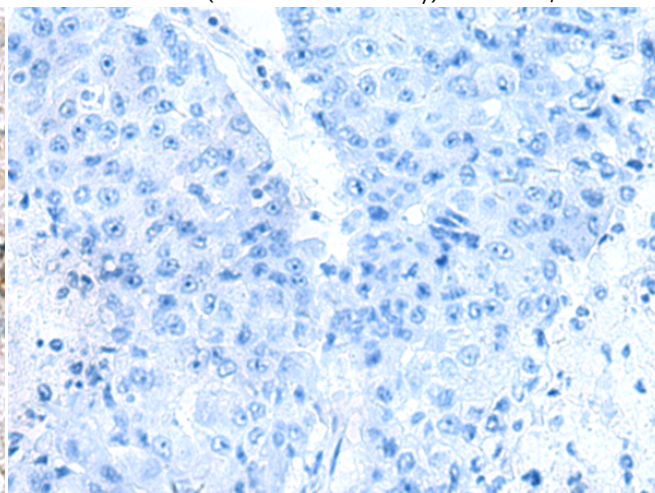
Immunohistochemistry analysis of paraffin embedded Human colorectal cancer tissue using 219224(TXNDC12 Antibody) at a dilution of 1/70(Cytoplasm).



In comparison with the IHC on the left, the same paraffin-embedded Human colorectal cancer tissue is first treated with the fusion protein and then with 219224(Anti-TXNDC12 Antibody) at dilution 1/70.



The image on the left is immunohistochemistry of paraffin-embedded Human liver cancer tissue using 219224(Anti-TXNDC12 Antibody) at a dilution of 1/70.



In comparison with the IHC on the left, the same paraffin-embedded Human liver cancer tissue is first treated with fusion protein and then with D226086(Anti-TXNDC12 Antibody) at dilution 1/70.



# Product Description

Pioneering GTPase and Oncogene Product Development since 2010

---