

TRYPTOPHAN TRNA LIGASE RABBIT MAB

货号: N263589

产品全名: Tryptophan tRNA Ligase 兔单克隆抗体

基因符号 Gamma2; hWRS; IFI53; IFP53; TrpRS; WARS; WRS

UNIPROT ID: P23381

背景: Isoform 1, isoform 2 and T1-TrpRS have aminoacylation activity while T2-TrpRS lacks it. Isoform 2, T1-TrpRS and T2-TrpRS possess angiostatic activity whereas isoform 1 lacks it.

抗原: A synthetic peptide of human Tryptophanyl tRNA synthetase/WRS

经过测试的应用: WB,IHC-P

推荐稀释比: WB: 1/500-1/1000 IHC: 1/50-1/100

种属反应性: Rabbit

克隆性: Rabbit Monoclonal

克隆编号: R06-5I7

分子量: Calculated MW: 53 kDa; Observed MW: 53 kDa

亚型: IgG

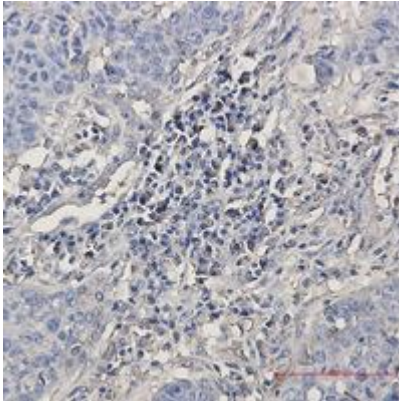
纯化: Affinity Purified

种属反应性: Human, Mouse and Rat

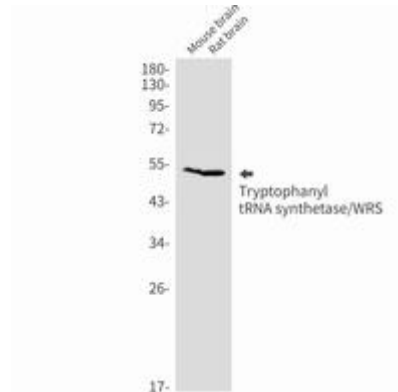
成分: PBS (without Mg²⁺ and Ca²⁺), pH 7.3 containing 50% glycerol, 0.5% BSA and 0.02% sodium azide

研究领域: Epigenetics and Nuclear Signaling

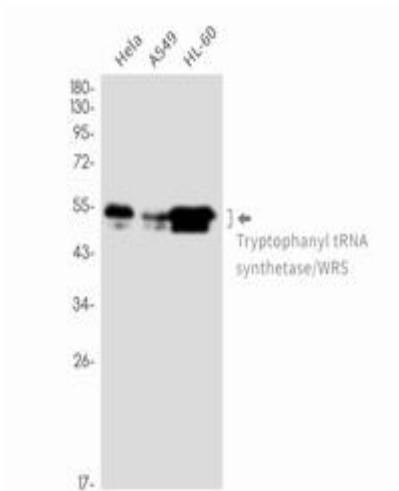
储存和运输: Store at -20°C. Avoid repeated freezing and thawing



Immunohistochemistry analysis of paraffin-embedded Human lung cancer using Tryptophanyl tRNA synthetase/WRS antibody. High-pressure and temperature Sodium Citrate pH 6.0 was used for antigen retrieval.



Western blot analysis of Tryptophanyl tRNA synthetase/WRS in mouse brain, rat brain lysates using Tryptophan tRNA Ligase antibody.



Western blot analysis of Tryptophanyl tRNA synthetase/WRS in HeLa, A549, HL-60 lysates using Tryptophanyl tRNA synthetase/WRS antibody.