

TRYPTOPHAN TRNA LIGASE RABBIT MAB

货号: N261567

产品全名: Tryptophan tRNA Ligase 兔单克隆抗体

基因符号 Gamma2; hWRS; IFI53; IFP53; TrpRS; WARS; WRS

UNIPROT ID: P23381

背景: Isoform 1, isoform 2 and T1-TrpRS have aminoacylation activity while T2-TrpRS lacks it. Isoform 2, T1-TrpRS and T2-TrpRS possess angiostatic activity whereas isoform 1 lacks it.

抗原: A synthetic peptide of human Tryptophanyl tRNA synthetase

经过测试的应用: WB,IHC-F,IHC-P,ICC/IF,IP

推荐稀释比: WB: 1/500-1/1000 IHC: 1/50-1/100 IF: 1/50-1/200 IP: 1/20

种属反应性: Rabbit

克隆性: Rabbit Monoclonal

克隆编号: R09-1D2

分子量: Calculated MW: 53 kDa; Observed MW: 53 kDa

亚型: IgG

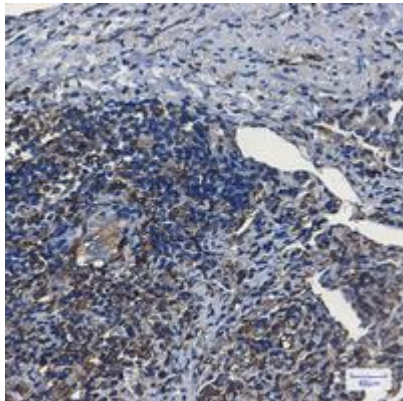
纯化: Affinity Purified

种属反应性: Human

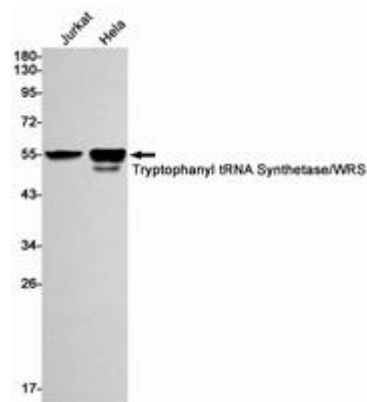
成分: PBS (without Mg²⁺ and Ca²⁺), pH 7.3 containing 50% glycerol, 0.5% BSA and 0.02% sodium azide

研究领域: Epigenetics and Nuclear Signaling

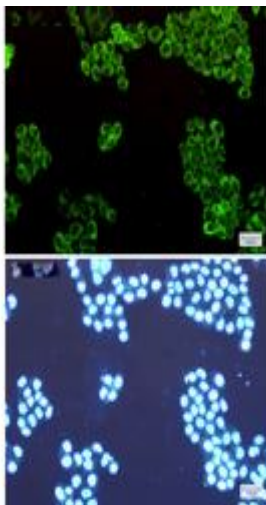
储存和运输: Store at -20°C. Avoid repeated freezing and thawing



Immunohistochemistry analysis of paraffin-embedded Human lung cancer using Tryptophanyl tRNA Synthetase/WRS antibody. High-pressure and temperature Sodium Citrate pH 6.0 was used for antigen retrieval.



Western blot analysis of Tryptophanyl tRNA Synthetase/WRS in Jurkat, HeLa lysates using Tryptophan tRNA Ligase antibody.



Immunocytochemistry analysis of Tryptophanyl tRNA Synthetase/WRS (green) in HeLa using Tryptophanyl tRNA Synthetase/WRS antibody, and DAPI (blue)