

## TRPV1 RABBIT PAB

货号: S220708

产品全名: TRPV1 兔多抗

基因符号: VR1

**UNIPROT ID:** Q8NER1 (Gene Accession - NP\_542435)

**背景:** Capsaicin, the main pungent ingredient in hot chili peppers, elicits a sensation of burning pain by selectively activating sensory neurons that convey information about noxious stimuli to the central nervous system. The protein encoded by this gene is a receptor for capsaicin and is a non-selective cation channel that is structurally related to members of the TRP family of ion channels. This receptor is also activated by increases in temperature in the noxious range, suggesting that it functions as a transducer of painful thermal stimuli in vivo. Four transcript variants encoding the same protein, but with different 5' UTR sequence, have been described for this gene.

**抗原:** Synthetic peptide of human TRPV1

**经过测试的应用:** ELISA, IHC

**推荐稀释比:** IHC: 25-100; ELISA: 1000-2000

**种属反应性:** Rabbit

**克隆性:** Rabbit Polyclonal

**亚型:** Immunogen-specific rabbit IgG

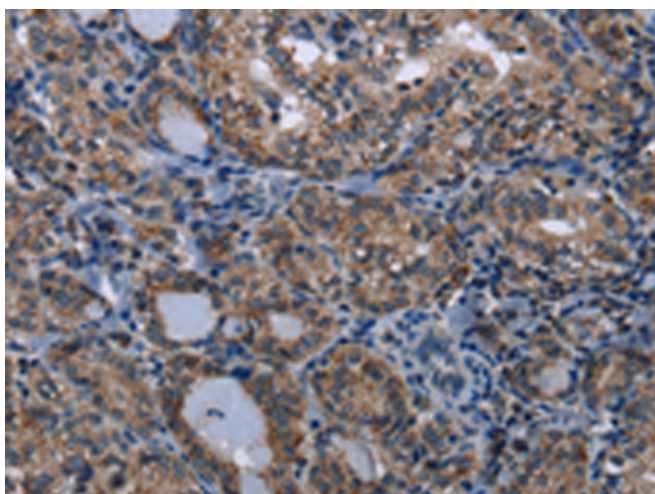
**纯化:** Antigen affinity purification

**种属反应性:** Human

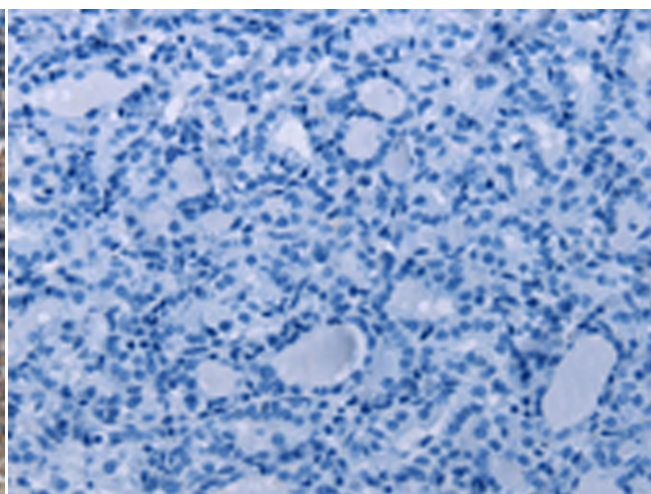
**成分:** PBS (without Mg<sup>2+</sup> and Ca<sup>2+</sup>), pH 7.4, 150 mM NaCl, 0.05% Sodium Azide and 40% glycerol

**研究领域:** Neuroscience

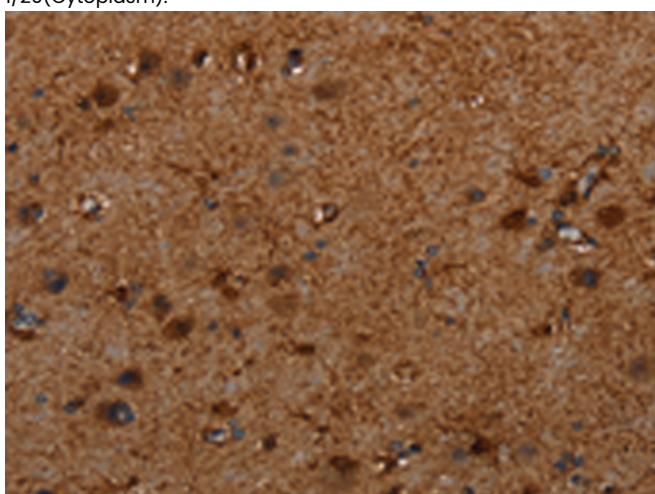
**储存和运输:** Store at -20°C. Avoid repeated freezing and thawing



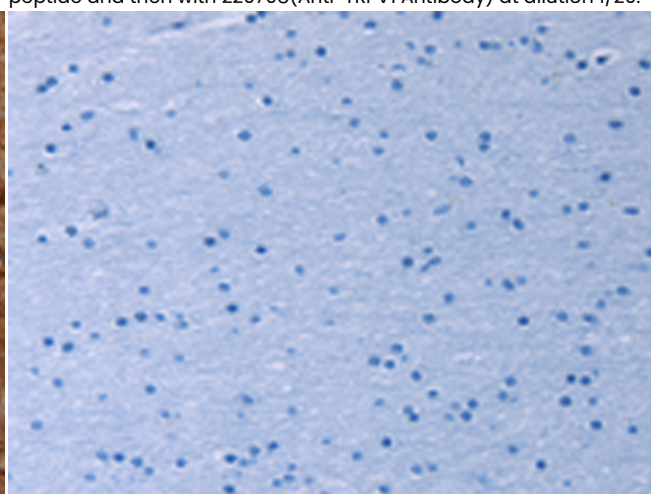
Immunohistochemistry analysis of paraffin embedded Human thyroid cancer tissue using 220708 (TRPV1 Antibody) at a dilution of 1/20 (Cytoplasm).



In comparison with the IHC on the left, the same paraffin-embedded Human thyroid cancer tissue is first treated with the synthetic peptide and then with 220708 (Anti-TRPV1 Antibody) at dilution 1/20.



The image on the left is immunohistochemistry of paraffin-embedded Human brain tissue using 220708 (Anti-TRPV1 Antibody) at a dilution of 1/20.



In comparison with the IHC on the left, the same paraffin-embedded Human brain tissue is first treated with synthetic peptide and then with D261905 (Anti-TRPV1 Antibody) at dilution 1/20.



# Product Description

Pioneering GTPase and Oncogene Product Development since 2010

---