

TRANSCRIPTION FACTOR AP 2 GAMMA RABBIT MAB

货号: N263221

产品全名: Transcription Factor AP 2 gamma 兔单克隆抗体

基因符号 ERF1; TFAP2G; hAP-2g; AP2-GAMMA

UNIPROT ID: Q92754

背景: The protein encoded by this gene is a sequence-specific DNA-binding transcription factor involved in the activation of several developmental genes. The encoded protein can act as either a homodimer or heterodimer with other family members and is induced during retinoic acid-mediated differentiation. It plays a role in the development of the eyes, face, body wall, limbs, and neural tube.

抗原: A synthetic peptide of human AP2 gamma/TFAP2C

经过测试的应用: WB,IHC-F,IHC-P,ICC/IF

推荐稀释比: WB: 1/500-1/1000 IHC: 1/50-1/100 IF: 1/50-1/200

种属反应性: Rabbit

克隆性: Rabbit Monoclonal

克隆编号: R01-4D2

分子量: Calculated MW: 49 kDa; Observed MW: 49 kDa

亚型: IgG

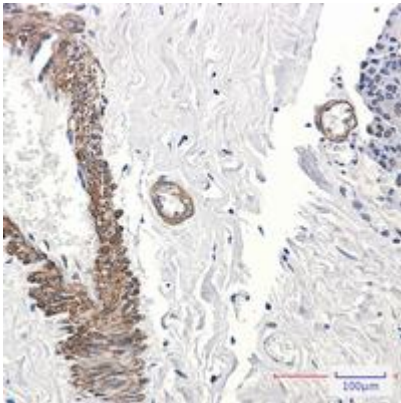
纯化: Affinity Purified

种属反应性: Human

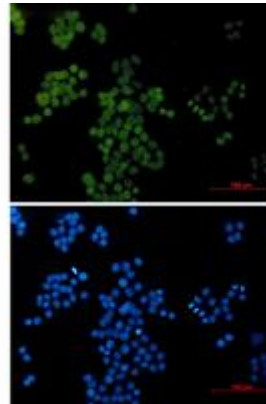
成分: PBS (without Mg²⁺ and Ca²⁺), pH 7.3 containing 50% glycerol, 0.5% BSA and 0.02% sodium azide

研究领域: Cell Biology

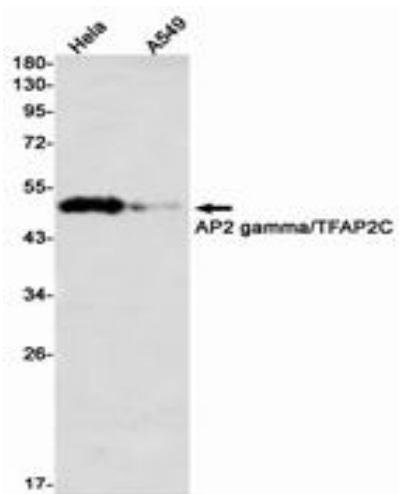
储存和运输: Store at -20°C. Avoid repeated freezing and thawing



Immunohistochemistry analysis of paraffin-embedded Human breast cancer tissue using AP2 gamma/TFAP2C antibody. High-pressure and temperature Sodium Citrate pH 6.0 was used for antigen retrieval.



Immunocytochemistry analysis of Transcription Factor AP 2 gamma (green) in HeLa using Transcription Factor AP 2 gamma antibody, and DAPI (blue).



Western blot analysis of AP2 gamma/TFAP2C in HeLa, A549 lysates using AP2 gamma/TFAP2C antibody.