

## TNFAIP3 RABBIT PAB

货号: N225703

产品全名: TNFAIP3 兔多抗

基因符号 TNFAIP3; OTUD7C; Tumor necrosis factor alpha-induced protein 3; TNF alpha-induced protein 3; OTU domain-containing protein 7C; Putative DNA-binding protein A20; Zinc finger protein A20

**UNIPROT ID:** P21580

背景: TNFAIP3 is cytokine-inducible protein that functions to inhibit apoptosis and activate NF- $\kappa$ B. Play a role in the function of the lymphoid system. Required for LPS-induced production of proinflammatory cytokines and IFN beta in LPS-tolerized macrophages.

抗原: A synthesized peptide derived from human TNFAIP3

经过测试的应用: WB,IHC-P,ICC/IF,FC

推荐稀释比: WB: 1/500-1/1000 IHC: 1/50-1/100 IF: 1/50-1/200 FC: 1/50-1/100

种属反应性: Rabbit

克隆性: Rabbit Polyclonal

分子量: Calculated MW: 90 kDa; Observed MW: 82 kDa

亚型: IgG

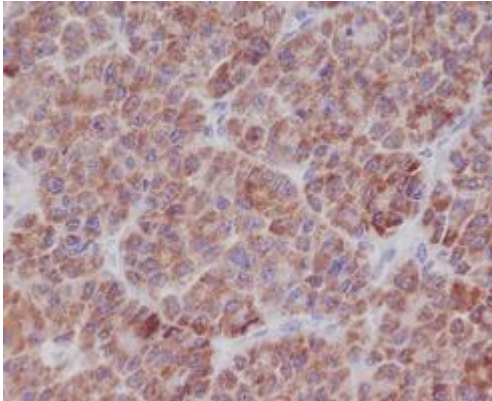
纯化: Affinity Chromatography

种属反应性: Human

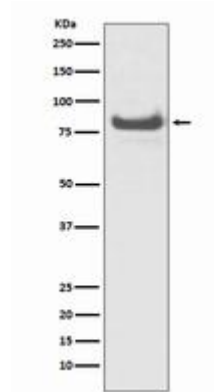
成分: PBS (without Mg<sup>2+</sup> and Ca<sup>2+</sup>), pH 7.3 containing 50% glycerol, 0.5% BSA and 0.02% sodium azide

研究领域: Immunology

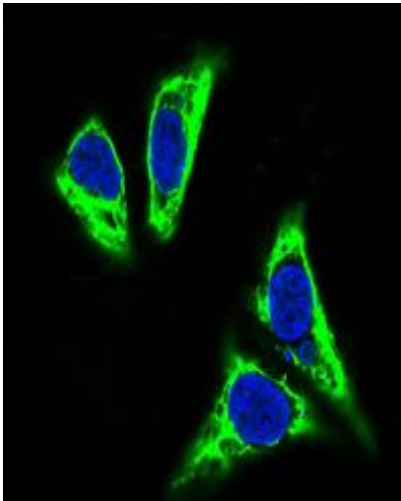
储存和运输: Store at -20°C. Avoid repeated freezing and thawing



Immunohistochemistry analysis of paraffin-embedded Human liver cancer using TNFAIP3 antibody. High-pressure and temperature Sodium Citrate pH 6.0 was used for antigen retrieval.



Western blot analysis of TNFAIP3 in Jurkat treated with TNF + TPA lysates using TNFAIP3 antibody.



Immunofluorescence analysis of TNFAIP3 in HeLa using Histone H3 (di methyl K9) antibody.