

THIOREDOXIN 2 RABBIT MAB

货号: N262991

产品全名: Thioredoxin 2 兔单克隆抗体

基因符号 TXN; MTRX; TRX2; MT-TRX; COXPD29

UNIPROT ID: Q99757

背景: Thioredoxins (Trx) are small, multi-functional proteins with oxidoreductase activity and are ubiquitous in essentially all living cells. Trx contains a redox-active disulfide/dithiol group within the conserved Cys-Gly-Pro-Cys active site.

抗原: A synthetic peptide of human Thioredoxin 2

经过测试的应用: WB,IHC-F,IHC-P,ICC/IF

推荐稀释比: WB: 1/500-1/1000 IHC: 1/50-1/100 IF: 1/50-1/200

种属反应性: Rabbit

克隆性: Rabbit Monoclonal

克隆编号: R01-7C7

分子量: Calculated MW: 18 kDa; Observed MW: 13 kDa

亚型: IgG

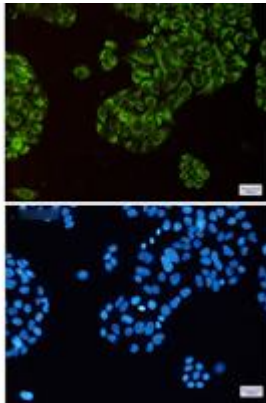
纯化: Affinity Purified

种属反应性: Human, Mouse and Rat


成分: PBS (without Mg²⁺ and Ca²⁺), pH 7.3 containing 50% glycerol, 0.5% BSA and 0.02% sodium azide

研究领域: Signal Transduction


储存和运输: Store at -20°C. Avoid repeated freezing and thawing



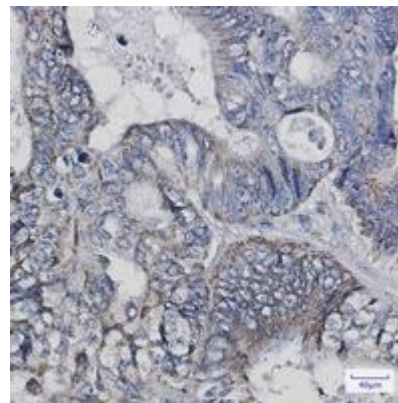
Immunocytochemistry analysis of Thioredoxin 2 (green) in Hela using Thioredoxin 2 antibody, and DAPI (blue)



Western blot analysis of Thioredoxin 2 in mouse brain, rat heart lysates using Thioredoxin 2 antibody.



Western blot analysis of Thioredoxin 2 in K562 lysates using Thioredoxin 2 antibody.



Immunohistochemistry analysis of paraffin-embedded Human colon cancer using Thioredoxin 2 antibody. High-pressure and temperature Sodium Citrate pH 6.0 was used for antigen retrieval.