

## **SUPEROXIDE DISMUTASE 1 RABBIT MAB**

货号: N263565

产品全名: Superoxide Dismutase 1 兔单克隆抗体

基因符号 SOD1; Superoxide dismutase [Cu-Zn]; Superoxide dismutase 1; hSod1

**UNIPROT ID:** P00441

背景: SOD1, Cu/Zn superoxide dismutase, is a major antioxidant enzyme that catalyzes the conversion of superoxide anion to hydrogen peroxide and molecular oxygen. The mechanism by which mutant SOD1 induces the neurodegeneration observed in ALS is still unclear. Mutant SOD1 proteins become misfolded and consequently oligomerize into high molecular weight species that aggregate and end up in proteinaceous inclusions.

抗原: Recombinant protein of human Superoxide Dismutase 1

经过测试的应用: WB,IHC-F,IHC-P,ICC/IF

推荐稀释比: WB: 1/500-1/1000 IHC: 1/50-1/100 IF: 1/50-1/200

种属反应性: Rabbit

克隆性: Rabbit Monoclonal

克隆编号: R04-4C6

分子量: Calculated MW: 16 kDa; Observed MW: 16 kDa

亚型: IgG

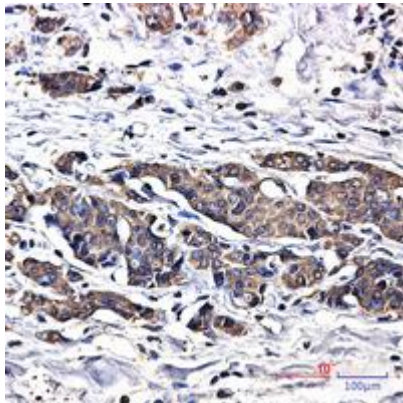
纯化: Affinity Purified

种属反应性: Human

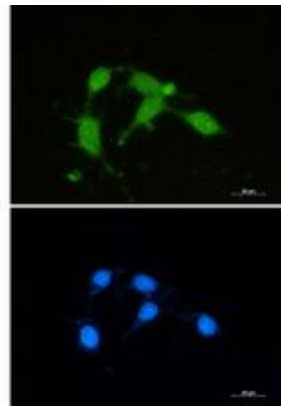
成分: PBS (without Mg<sup>2+</sup> and Ca<sup>2+</sup>), pH 7.3 containing 50% glycerol, 0.5% BSA and 0.02% sodium azide

研究领域: Signal Transduction

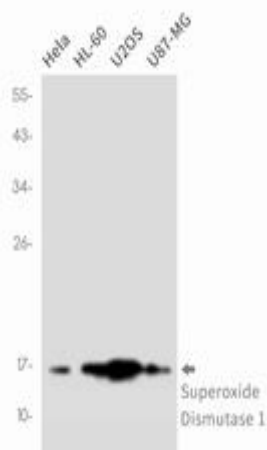
储存和运输: Store at -20°C. Avoid repeated freezing and thawing



Immunohistochemistry analysis of paraffin-embedded Human breast cancer tissue using Superoxide Dismutase 1 antibody. High-pressure and temperature Sodium Citrate pH 6.0 was used for antigen retrieval.



Immunocytochemistry analysis of HCT116 using Superoxide Dismutase 1 (green) in HCT116 using Superoxide Dismutase 1 antibody, and DAPI (blue).



Western blot analysis of Superoxide Dismutase 1 in Hela, HL-60, U2OS, U87-MG lysates using Superoxide Dismutase 1 antibody.