

STK3 RABBIT MAB

货号: N262946

产品全名: STK3 兔单克隆抗体

基因符号 STK3; Mess1; MST-2; MST2; Serine/threonine kinase 3; KRS1;
STE20-like kinase MST2

UNIPROT ID: Q13188

背景: Stress-activated, pro-apoptotic kinase which, following caspase-cleavage, enters the nucleus and induces chromatin condensation followed by internucleosomal DNA fragmentation. Key component of the Hippo signaling pathway which plays a pivotal role in organ size control and tumor suppression by restricting proliferation and promoting apoptosis. The core of this pathway is composed of a kinase cascade wherein STK3/MST2 and STK4/MST1, in complex with its regulatory protein SAV1, phosphorylates and activates LATS1/2 in complex with its regulatory protein MOB1, which in turn phosphorylates and inactivates YAP1 oncoprotein and WWTR1/TAZ.

抗原: A synthetic peptide of human STK3

经过测试的应用: WB,IHC-P,IP

推荐稀释比: WB: 1/500-1/1000 IHC: 1/50-1/100 IP: 1/20

种属反应性: Rabbit

克隆性: Rabbit Monoclonal

克隆编号: R04-8D3

分子量: Calculated MW: 56 kDa; Observed MW: 56 kDa

亚型: IgG

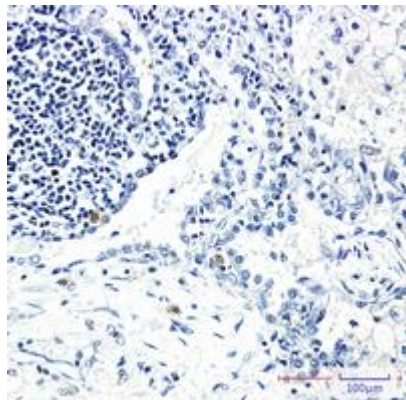
纯化: Affinity Purified

种属反应性: Human, Mouse and Rat,Hamster

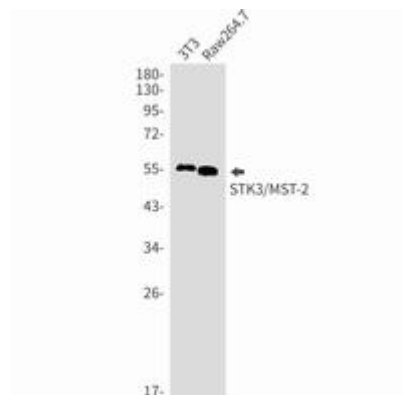
成分: PBS (without Mg²⁺ and Ca²⁺), pH 7.3 containing 50% glycerol, 0.5% BSA and 0.02% sodium azide

研究领域: Cell Biology

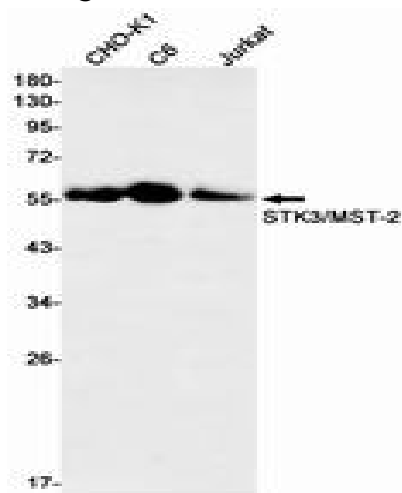
储存和运输: Store at -20°C. Avoid repeated freezing and thawing



Immunohistochemistry analysis of paraffin-embedded Human lung cancer using STK3 antibody. High-pressure and temperature Sodium Citrate pH 6.0 was used for antigen retrieval.



Western blot analysis of STK3/MST2 in 3T3, Raw264.7 lysates using STK3 antibody.



Western blot analysis of STK3/MST2 in CHO-K1, C6, Jurkat lysates using STK3/MST2 antibody.