

## SPRTN RABBIT PAB

货号: S218403

产品全名: SPRTN 兔多抗

基因符号: DVCI; PRO4323; spartan; Clorf124

**UNIPROT ID:** Q9H040 (Gene Accession - BC015740)

**背景:** The protein encoded by this gene may play a role in DNA repair during replication of damaged DNA. This protein recruits valosin containing protein (p97) to stalled DNA replication forks where it may prevent excessive translesional DNA synthesis and limit the number of DNA-damage induced mutations. It may also be involved in replication-related G2/M-checkpoint regulation. Deficiency of a similar protein in mouse causes chromosomal instability and progeroid phenotypes. Mutations in this gene have been associated with Ruijs-Aalfs syndrome (RJALS). Alternatively spliced transcript variants have been identified.

**抗原:** Fusion protein of human SPRTN

**经过测试的应用:** ELISA, IHC

**推荐稀释比:** IHC: 25-100; ELISA: 5000-10000

**种属反应性:** Rabbit

**克隆性:** Rabbit Polyclonal

**亚型:** Immunogen-specific rabbit IgG

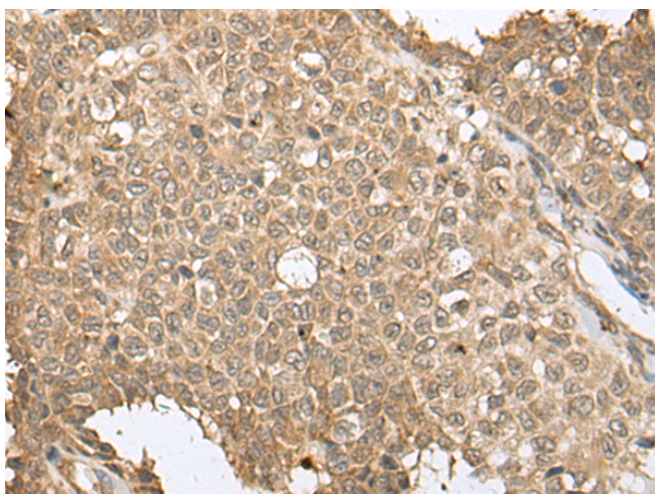
**纯化:** Antigen affinity purification

**种属反应性:** Human, Mouse, Rat

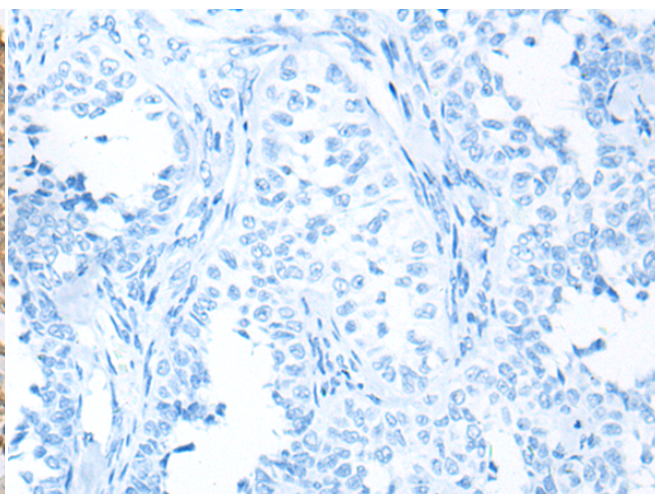
**成分:** PBS (without Mg<sup>2+</sup> and Ca<sup>2+</sup>), pH 7.4, 150 mM NaCl, 0.05% Sodium Azide and 40% glycerol

**研究领域:** Epigenetics and Nuclear Signaling

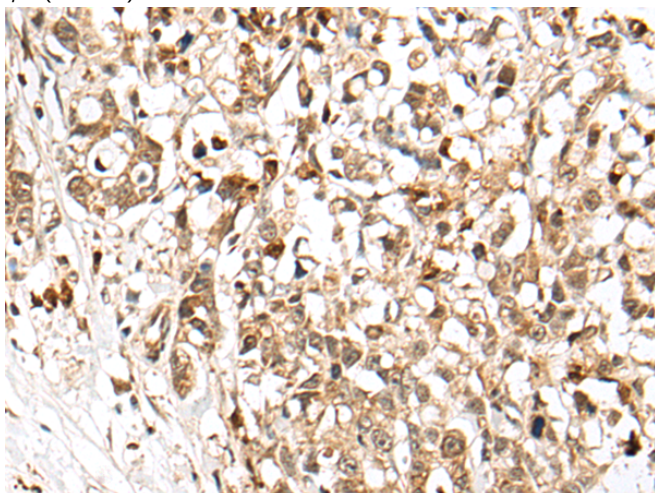
**储存和运输:** Store at -20°C. Avoid repeated freezing and thawing



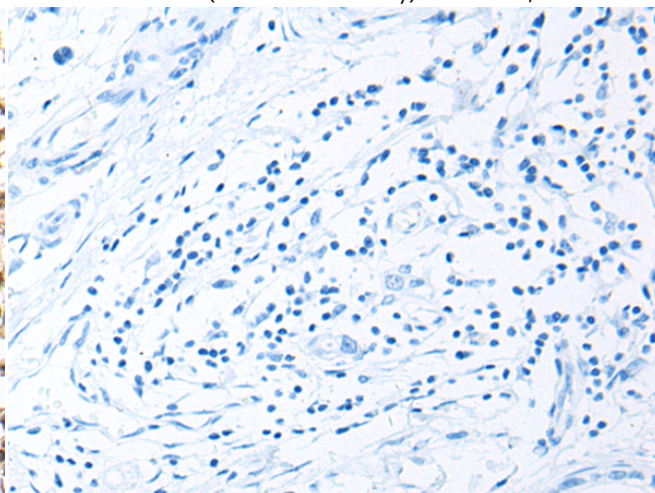
Immunohistochemistry analysis of paraffin embedded Human ovarian cancer tissue using 218403 (SPRTN Antibody) at a dilution of 1/35 (Nucleus).



In comparison with the IHC on the left, the same paraffin-embedded Human ovarian cancer tissue is first treated with the fusion protein and then with 218403 (Anti-SPRTN Antibody) at dilution 1/35.



The image on the left is immunohistochemistry of paraffin-embedded Human gastric cancer tissue using 218403 (Anti-SPRTN Antibody) at a dilution of 1/35.



In comparison with the IHC on the left, the same paraffin-embedded Human gastric cancer tissue is first treated with fusion protein and then with D224336 (Anti-SPRTN Antibody) at dilution 1/35.



# Product Description

Pioneering GTPase and Oncogene Product Development since 2010

---