

SPOCK3 RABBIT PAB

货号: S218694

产品全名: SPOCK3 兔多抗

基因符号 TES-3; TICN3; HSAJ1454

UNIPROT ID: Q9BQ16 (Gene Accession - BC000460)

背景: This gene encodes a member of a novel family of calcium-binding proteoglycan proteins that contain thyroglobulin type-1 and Kazal-like domains. The encoded protein and may play a role in adult T-cell leukemia by inhibiting the activity of membrane-type matrix metalloproteinases. Alternatively spliced transcript variants encoding multiple isoforms have been observed for this gene.

抗原: Fusion protein of human SPOCK3

经过测试的应用: ELISA, WB, IHC

推荐稀释比: IHC: 25-100;WB: 200-1000;ELISA: 5000-10000

种属反应性: Rabbit

克隆性: Rabbit Polyclonal

亚型: Immunogen-specific rabbit IgG

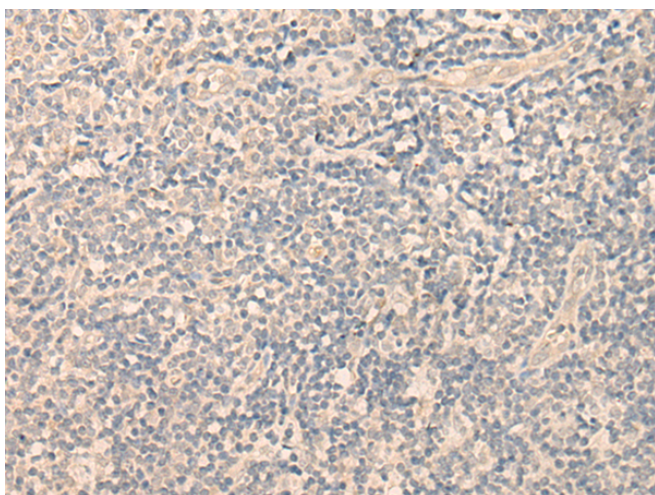
纯化: Antigen affinity purification

种属反应性: Human, Mouse

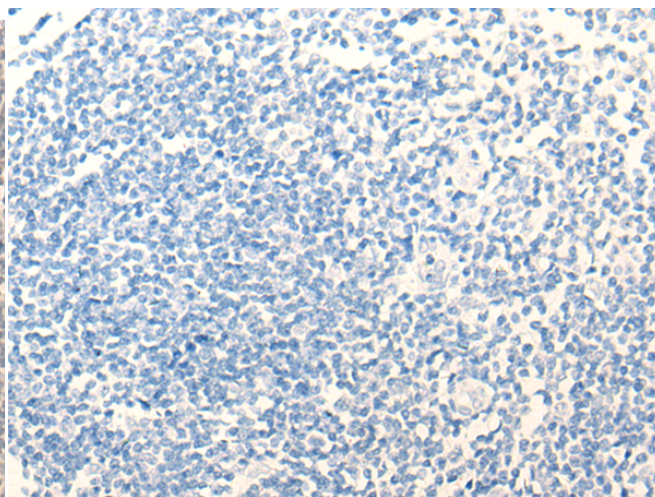
成分: PBS (without Mg²⁺ and Ca²⁺), pH 7.4, 150 mM NaCl, 0.05% Sodium Azide and 40% glycerol

研究领域: Signal Transduction

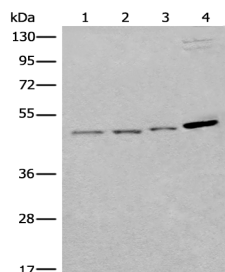
储存和运输: Store at -20°C. Avoid repeated freezing and thawing



Immunohistochemistry analysis of paraffin embedded Human tonsil tissue using 218694(SPOCK3 Antibody) at a dilution of 1/20(Secreted).



In comparison with the IHC on the left, the same paraffin-embedded Human tonsil tissue is first treated with the fusion protein and then with 218694(Anti-SPOCK3 Antibody) at dilution 1/20.



Gel: 8%SDS-PAGE, Lysate: 40 µg;
Lane 1-4: Human left kidney tissue, Human cerebrum tissue, Mouse brain tissue, HL-60 cell lysates;
Primary antibody: 218694(SPOCK3 Antibody) at dilution 1/300;
Secondary antibody: Goat anti rabbit IgG at 1/8000 dilution;
Exposure time: 30 seconds