

SNX17 RABBIT PAB

货号: S219478

产品全名: SNX17 兔多抗

基因符号

UNIPROT ID: Q15036 (Gene Accession - BC002524)

背景: This gene encodes a member of the sorting nexin family. Members of this family contain a phox (PX) domain, which is a phosphoinositide binding domain, and are involved in intracellular trafficking. This protein does not contain a coiled coil region, like some family members, but contains a B41 domain. This protein interacts with the cytoplasmic domain of P-selectin, and may function in the intracellular trafficking of P-selectin. Alternative splicing results in multiple transcript variants encoding different isoforms.

抗原: Fusion protein of human SNX17

经过测试的应用: ELISA, IHC

推荐稀释比: IHC: 100-200; ELISA: 5000-10000

种属反应性: Rabbit

克隆性: Rabbit Polyclonal

亚型: Immunogen-specific rabbit IgG

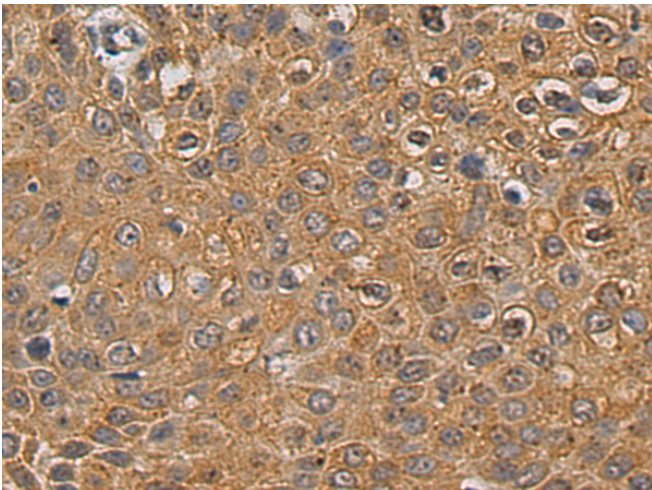
纯化: Antigen affinity purification

种属反应性: Human, Mouse, Rat

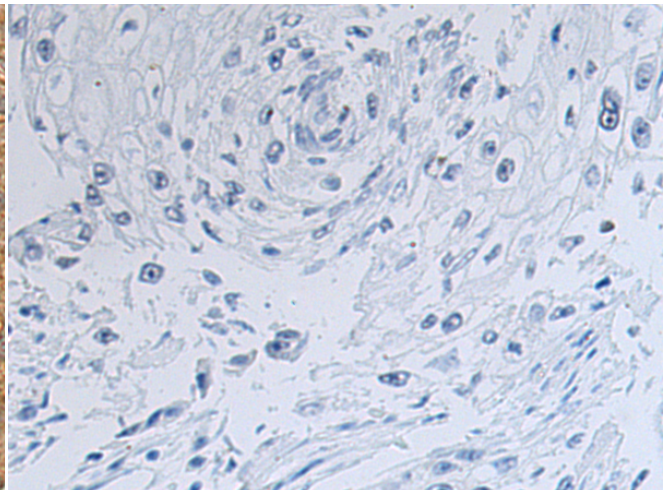
成分: PBS (without Mg²⁺ and Ca²⁺), pH 7.4, 150 mM NaCl, 0.05% Sodium Azide and 40% glycerol

研究领域: Signal Transduction

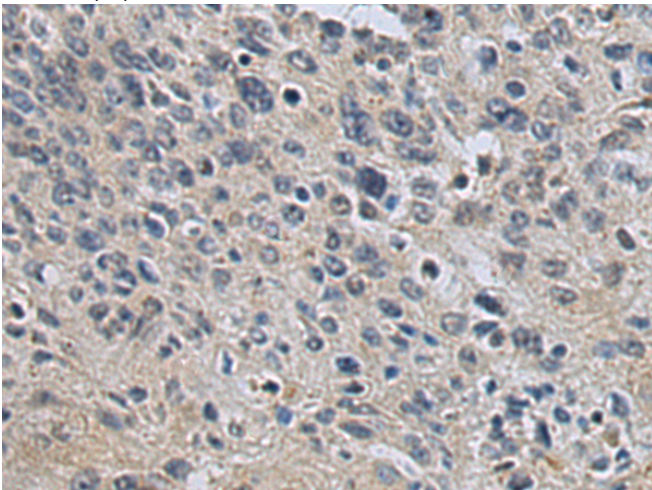
储存和运输: Store at -20°C. Avoid repeated freezing and thawing



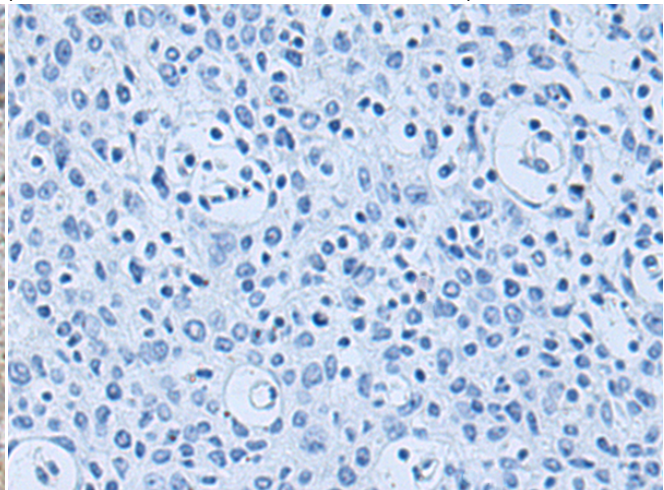
Immunohistochemistry analysis of paraffin embedded Human esophagus cancer tissue using 219478 (SNX17 Antibody) at a dilution of 1/100 (Cytoplasm).



In comparison with the IHC on the left, the same paraffin-embedded Human esophagus cancer tissue is first treated with the fusion protein and then with 219478 (Anti-SNX17 Antibody) at dilution 1/100.



The image on the left is immunohistochemistry of paraffin-embedded Human cervical cancer tissue using 219478 (Anti-SNX17 Antibody) at a dilution of 1/100.



In comparison with the IHC on the left, the same paraffin-embedded Human cervical cancer tissue is first treated with fusion protein and then with D227304 (Anti-SNX17 Antibody) at dilution 1/100.



Product Description

Pioneering GTPase and Oncogene Product Development since 2010
