

SMARCA2 RABBIT MAB

货号: N263552

产品全名: SMARCA2 兔单克隆抗体

基因符号 SMARCA2; BAF190B; BRM; SNF2A; SNF2L2; Probable global transcription activator SNF2L2; ATP-dependent helicase SMARCA2; BRG1-associated factor 190B; BAF190B; Protein brahma homolog; hBRM; SNF2-alpha; SWI/SNF-related matrix-associated actin-dependent regulator of chromatin subfamily A member 2

UNIPROT ID: P51531

背景: Involved in transcriptional activation and repression of select genes by chromatin remodeling (alteration of DNA-nucleosome topology).

抗原: A synthetic peptide of human SMARCA2/BRM

经过测试的应用: WB,IHC-F,IHC-P,ICC/IF

推荐稀释比: WB: 1/500-1/1000 IHC: 1/50-1/100 IF: 1/50-1/200

种属反应性: Rabbit

克隆性: Rabbit Monoclonal

克隆编号: R02-3E2

分子量: Calculated MW: 181 kDa; Observed MW: 190 kDa

亚型: IgG

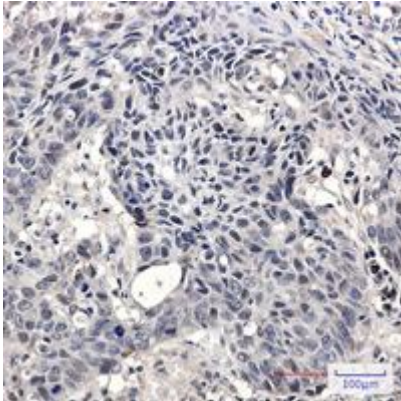
纯化: Affinity Purified

种属反应性: Human


成分: PBS (without Mg²⁺ and Ca²⁺), pH 7.3 containing 50% glycerol, 0.5% BSA and 0.02% sodium azide

研究领域: Epigenetics and Nuclear Signaling


储存和运输: Store at -20°C. Avoid repeated freezing and thawing



Immunohistochemistry analysis of paraffin-embedded Human lung cancer tissue using SMARCA2/BRM antibody. High-pressure and temperature Sodium Citrate pH 6.0 was used for antigen retrieval.



Immunocytochemistry analysis of SMARCA2 (green) in 293 using SMARCA2 antibody, and DAPI (blue).



Western blot analysis of SMARCA2/BRM in A549, HL-60, U2OS lysates using SMARCA2/BRM antibody.