

SMAD3 RABBIT MAB

货号: N262911

产品全名: Smad3 兔单克隆抗体

基因符号 SMAD3; MADH3; Mothers against decapentaplegic homolog 3; MAD homolog 3; Mad3; Mothers against DPP homolog 3; hMAD-3; JV15-2; SMAD family member 3; SMAD 3; Smad3; hSMAD3

UNIPROT ID: P84022

背景: Smad3 transcription factor phosphorylated and activated by TGF-beta-type receptors. A receptor-regulated Smad (R-smad). Binds directly to consensus DNA-binding elements in the promoters of target genes. In mouse required for establishment of the mucosal immune response and proper development of skeleton.

抗原: Recombinant protein of human Smad3

经过测试的应用: WB,IP

推荐稀释比: WB: 1/500-1/1000 IP: 1/20

种属反应性: Rabbit

克隆性: Rabbit Monoclonal

克隆编号: R02-112

分子量: Calculated MW: 48 kDa; Observed MW: 52 kDa

亚型: IgG

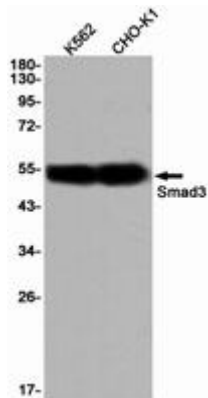
纯化: Affinity Purified

种属反应性: Human, Mouse and Rat,Hamster


成分: PBS (without Mg²⁺ and Ca²⁺), pH 7.3 containing 50% glycerol, 0.5% BSA and 0.02% sodium azide

研究领域: Signal Transduction


储存和运输: Store at -20°C. Avoid repeated freezing and thawing



Western blot analysis of Smad3 in K562, CHO-K1 lysates using Smad3 antibody



Western blot analysis of Smad3 in 3T3, C6 lysates using Smad3 antibody.



Western blot analysis of Smad3 in Jurkat lysates using Smad3 antibody.