

SIRT6 (6C9) MOUSE MAB

货号: N261411

产品全名: SIRT6 (6C9) 小鼠单抗

基因符号 2810449N18Rik; AI043036; Mono ADP ribosyltransferase sirtuin 6; NAD-dependent protein deacetylase sirtuin-6; Regulatory protein SIR2 homolog 6; Regulatory protein SIR2 homolog; SIR2 like 6; SIR2 like protein 6; Sir2 related protein type 6; SIR2-like protein 6; SIR2

UNIPROT ID: Q8N6T7

背景: The Silent Information Regulator (Sir2) family of genes is a highly conserved group of genes that encode nicotinamide adenine dinucleotide (NAD)-dependent protein deacetylases, also known as class III histone deacetylases. SirT6, a mammalian homolog of Sir2, is a nuclear, chromatin-associated protein that promotes the normal maintenance of genome integrity mediated by the base excision repair (BER) pathway.

抗原: Purified recombinant human SIRT6 protein expressed in E.coli.

经过测试的应用: WB, ICC/IF, IP

推荐稀释比: WB: 1/500-1/1000 IF: 1/50-1/200 IP: 1/20

种属反应性: Mouse

克隆性: Mouse Monoclonal

克隆编号: 6C9-D10-D3

分子量: Calculated MW: 39 kDa; Observed MW: 42 kDa

亚型: IgG1

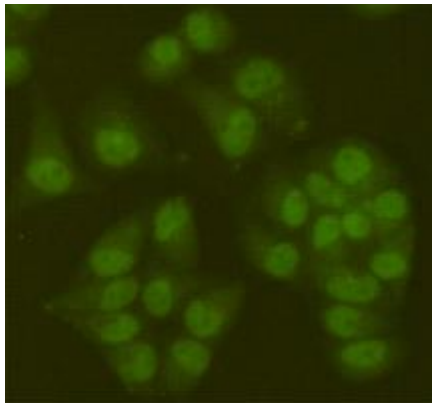
纯化: Affinity Purified

种属反应性: Human, Mouse and Rat, Monkey


成分: PBS (without Mg²⁺ and Ca²⁺), pH 7.3 containing 50% glycerol, 0.5% BSA and 0.02% sodium azide

研究领域: Epigenetics&Histone Acetylation

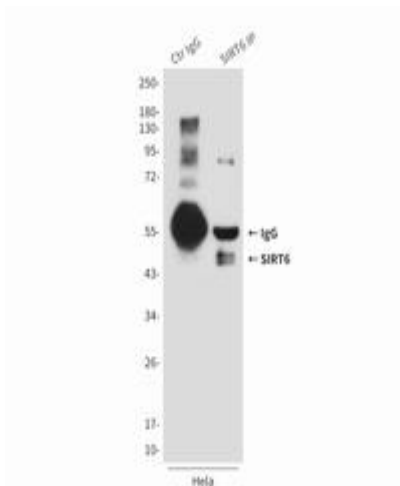
储存和运输: Store at -20°C. Avoid repeated freezing and thawing



Immunofluorescence analysis of SIRT6 (6C9) in HeLa using SIRT6 antibody.



Western blot analysis of SIRT6 (6C9) in Jurkat, MCF-7, HCT116, K562, COS7, C2C12, 3T3 and HeLa lysates using SIRT6 antibody.



Immunoprecipitation analysis of SIRT6 (6C9) in HeLa lysates using SIRT6 antibody.