

SIRT2 RABBIT MAB

货号: N262900

产品全名: SIRT2 兔单克隆抗体

基因符号 SIRT2; SIR2L; SIR2L2; NAD-dependent protein deacetylase sirtuin-2; Regulatory protein SIR2 homolog 2; SIR2-like protein 2

UNIPROT ID: Q8IXJ6

背景: Participate in a variety of cellular functions, including histone deacetylation, gene silencing, chromosomal stability, and aging. SIRT2, a human homolog of the yeast SIR2, functions as transcriptional silencing mediator at mating-type loci, telomeres and ribosomal gene clusters. SIRT2 expression increases dramatically during mitosis and is multiply phosphorylated at the G(2)/M transition of the cell cycle.

抗原: Recombinant protein of human SIRT2

经过测试的应用: WB,IHC-P,IP

推荐稀释比: WB: 1/500-1/1000 IHC: 1/50-1/100 IP: 1/20

种属反应性: Rabbit

克隆性: Rabbit Monoclonal

克隆编号: R01-3F3

分子量: Calculated MW: 43 kDa; Observed MW: 39 kDa

亚型: IgG

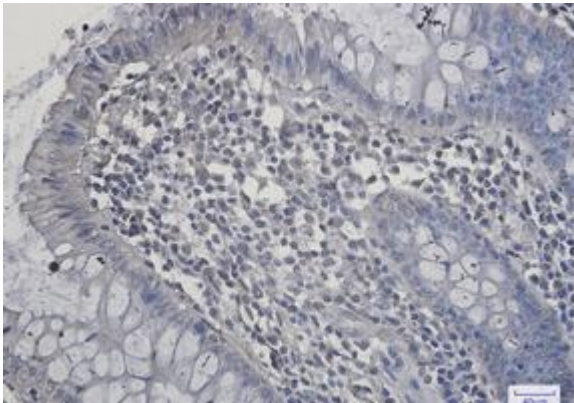
纯化: Affinity Purified

种属反应性: Human, Mouse and Rat

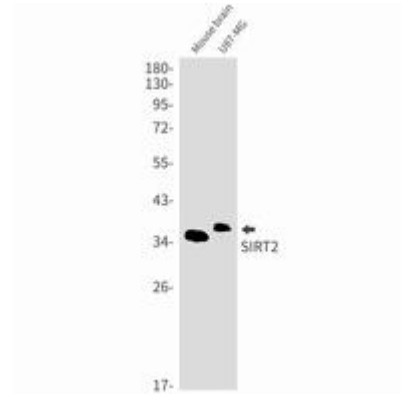
成分: PBS (without Mg²⁺ and Ca²⁺), pH 7.3 containing 50% glycerol, 0.5% BSA and 0.02% sodium azide

研究领域: Epigenetics and Nuclear Signaling


储存和运输: Store at -20°C. Avoid repeated freezing and thawing



Immunohistochemistry analysis of paraffin-embedded Human colon cancer using SIRT2 antibody. High-pressure and temperature Sodium Citrate pH 6.0 was used for antigen retrieval.



Western blot analysis of SIRT2 in mouse brain, U87-MG lysates using SIRT2 antibody.



Western blot analysis of SIRT2 in rat Brain lysates using SIRT2 antibody.