

S100A13 RABBIT PAB

货号: S220871

产品全名: S100A13 兔多抗

基因符号

UNIPROT ID: Q99584 (Gene Accession - NP_001019381)

背景: The protein encoded by this gene is a member of the S100 family of proteins containing 2 EF-hand calcium-binding motifs. S100 proteins are localized in the cytoplasm and/or nucleus of a wide range of cells, and involved in the regulation of a number of cellular processes such as cell cycle progression and differentiation. S100 genes include at least 13 members which are located as a cluster on chromosome 1q21. This protein is widely expressed in various types of tissues with a high expression level in thyroid gland. In smooth muscle cells, this protein co-expresses with other family members in the nucleus and in stress fibers, suggesting diverse functions in signal transduction. Multiple alternatively spliced transcript variants encoding the same protein have been found for this gene.

抗原: Synthetic peptide of human S100A13

经过测试的应用: ELISA, WB, IHC

推荐稀释比: IHC: 50-200;WB: 500-2000;ELISA: 5000-10000

种属反应性: Rabbit

克隆性: Rabbit Polyclonal

亚型: Immunogen-specific rabbit IgG

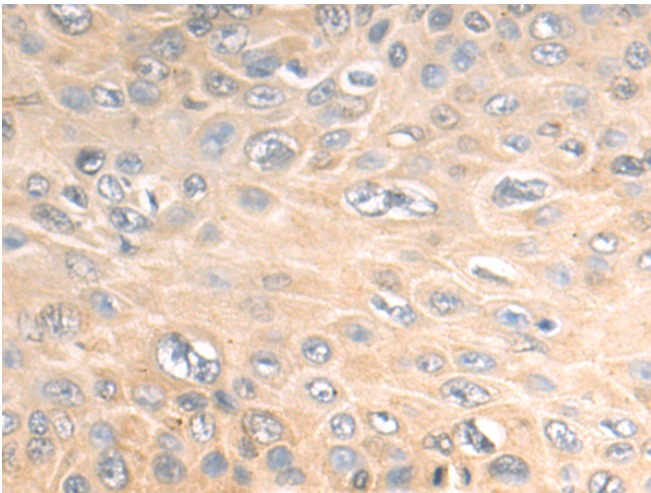
纯化: Antigen affinity purification

种属反应性: Human, Mouse

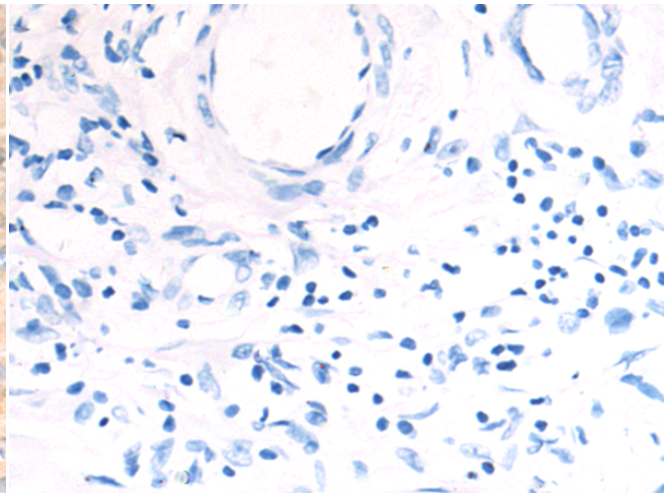
成分: PBS (without Mg²⁺ and Ca²⁺), pH 7.4, 150 mM NaCl, 0.05% Sodium Azide and 40% glycerol

研究领域: Signal Transduction, Epigenetics and Nuclear Signaling, Cancer

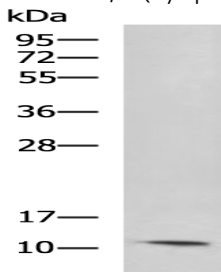
储存和运输: Store at -20°C. Avoid repeated freezing and thawing



Immunohistochemistry analysis of paraffin embedded Human esophagus cancer tissue using 220871(S100A13 Antibody) at a dilution of 1/50(Cytoplasm).



In comparison with the IHC on the left, the same paraffin-embedded Human esophagus cancer tissue is first treated with the synthetic peptide and then with 220871(Anti-S100A13 Antibody) at dilution 1/50.



Gel: 12%SDS-PAGE, Lysate: 40 µg;

Lane: Mouse skeletal muscle tissue lysate;

Primary antibody: 220871(S100A13 Antibody) at dilution 1/800;

Secondary antibody: HRP-conjugated Goat anti rabbit IgG at 1/5000 dilution;

Exposure time: 2 minutes



Product Description

Pioneering GTPase and Oncogene Product Development since 2010
