

## RYK RABBIT MAB

货号: N263113

产品全名: RYK 兔单克隆抗体

基因符号 ERK 3; JTK5; JTK5A; Ryk; RYK1; Vik

**UNIPROT ID:** P34925

**背景:** May be a coreceptor along with FZD8 of Wnt proteins, such as WNT1, WNT3, WNT3A and WNT5A. Involved in neuron differentiation, axon guidance, corpus callosum establishment and neurite outgrowth. In response to WNT3 stimulation, receptor C-terminal cleavage occurs in its transmembrane region and allows the C-terminal intracellular product to translocate from the cytoplasm to the nucleus where it plays a crucial role in neuronal development.

**抗原:** A synthetic peptide of human RYK

**经过测试的应用:** WB,IHC-F,IHC-P,ICC/IF,IP

**推荐稀释比:** WB: 1/500-1/1000 IHC: 1/50-1/100 IF: 1/50-1/200 IP: 1/20

**种属反应性:** Rabbit

**克隆性:** Rabbit Monoclonal

**克隆编号:** R03-4E1

**分子量:** Calculated MW: 68 kDa; Observed MW: 72 kDa

**亚型:** IgG

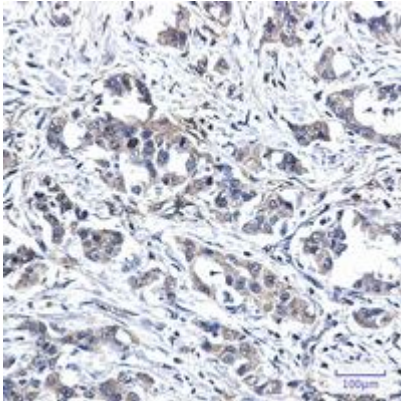
**纯化:** Affinity Purified

**种属反应性:** Human


**成分:** PBS (without Mg<sup>2+</sup> and Ca<sup>2+</sup>), pH 7.3 containing 50% glycerol, 0.5% BSA and 0.02% sodium azide

**研究领域:** -

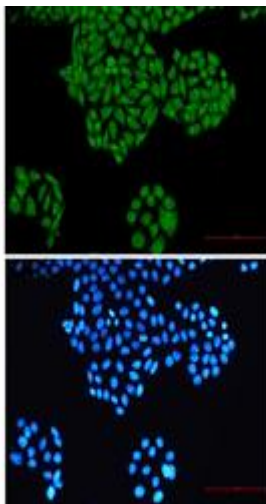
**储存和运输:** Store at -20°C. Avoid repeated freezing and thawing



Immunohistochemistry analysis of paraffin-embedded Human lung cancer using RYK antibody. High-pressure and temperature Sodium Citrate pH 6.0 was used for antigen retrieval.



Western blot analysis of RYK in HeLa, A549, HL-60, U2OS, U87-MG lysates using RYK antibody.



Immunocytochemistry analysis of RYK (green) in heLa using RYK antibody, and DAPI (blue)