

RUVBL2 RABBIT PAB

货号: S218724

产品全名: RUVBL2 兔多抗

基因符号: RVB2; TIH2; ECP51; TIP48; CGI-46; ECP-51; INO80J; REPTIN; TIP49B; TAP54-beta

UNIPROT ID: Q9Y230 (Gene Accession - BC004531)

背景: This gene encodes the second human homologue of the bacterial RuvB gene. Bacterial RuvB protein is a DNA helicase essential for homologous recombination and DNA double-strand break repair. Functional analysis showed that this gene product has both ATPase and DNA helicase activities. This gene is physically linked to the CGB/LHB gene cluster on chromosome 19q13.3, and is very close (55 nt) to the LHB gene, in the opposite orientation.

抗原: Fusion protein of human RUVBL2

经过测试的应用: ELISA, IHC

推荐稀释比: IHC: 50-200; ELISA: 5000-10000

种属反应性: Rabbit

克隆性: Rabbit Polyclonal

亚型: Immunogen-specific rabbit IgG

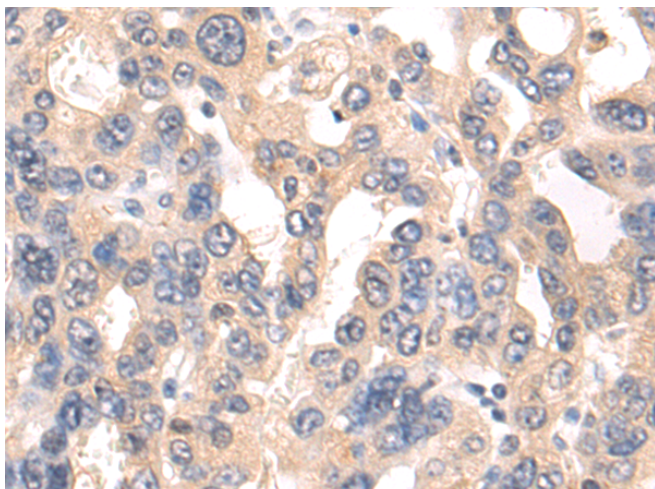
纯化: Antigen affinity purification

种属反应性: Human, Mouse

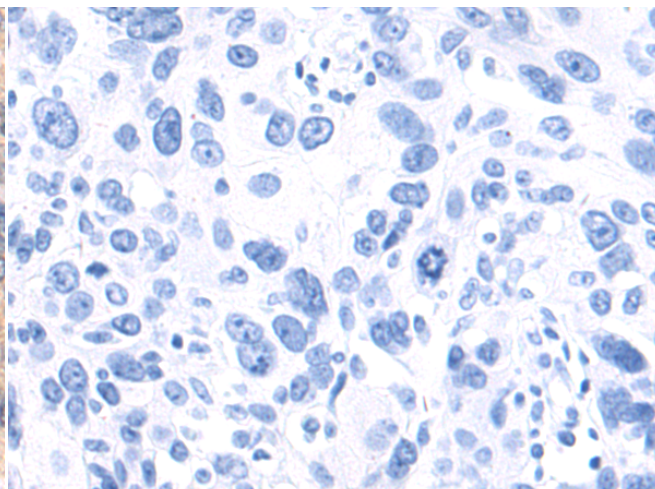
成分: PBS (without Mg²⁺ and Ca²⁺), pH 7.4, 150 mM NaCl, 0.05% Sodium Azide and 40% glycerol

研究领域: Epigenetics and Nuclear Signaling

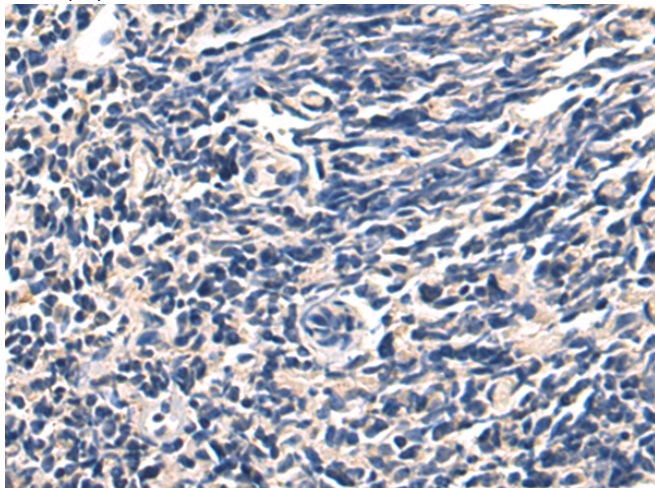
储存和运输: Store at -20°C. Avoid repeated freezing and thawing



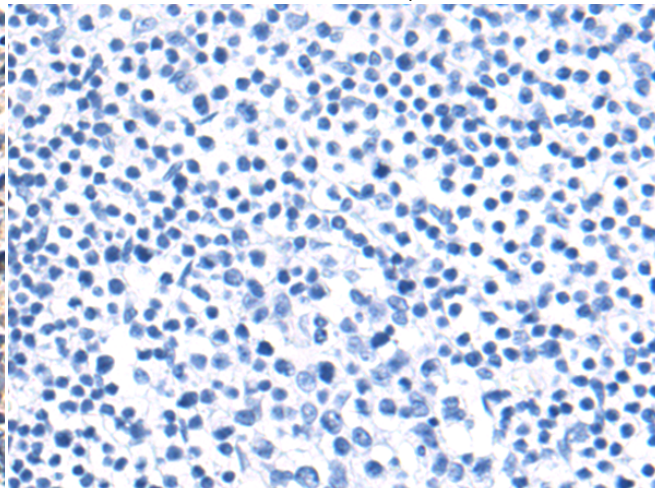
Immunohistochemistry analysis of paraffin embedded Human breast cancer tissue using 218724(RUVBL2 Antibody) at a dilution of 1/80(Cytoplasm).



In comparison with the IHC on the left, the same paraffin-embedded Human breast cancer tissue is first treated with the fusion protein and then with 218724(Anti-RUVBL2 Antibody) at dilution 1/80.



The image on the left is immunohistochemistry of paraffin-embedded Human tonsil tissue using 218724(Anti-RUVBL2 Antibody) at a dilution of 1/80.



In comparison with the IHC on the left, the same paraffin-embedded Human tonsil tissue is first treated with fusion protein and then with D225066(Anti-RUVBL2 Antibody) at dilution 1/80.



Product Description

Pioneering GTPase and Oncogene Product Development since 2010
