

## RPUSD2 RABBIT PAB

货号: S219493

产品全名: RPUSD2 兔多抗

基因符号: PUS9; C18B11; C15orf19

**UNIPROT ID:** Q8IZ73 (Gene Accession - BC016967)

背景: The function of this protein remains unknown.

抗原: Fusion protein of human RPUSD2

经过测试的应用: ELISA, WB, IHC

推荐稀释比: IHC: 50-200;WB: 500-2000;ELISA: 5000-10000

种属反应性: Rabbit

克隆性: Rabbit Polyclonal

亚型: Immunogen-specific rabbit IgG

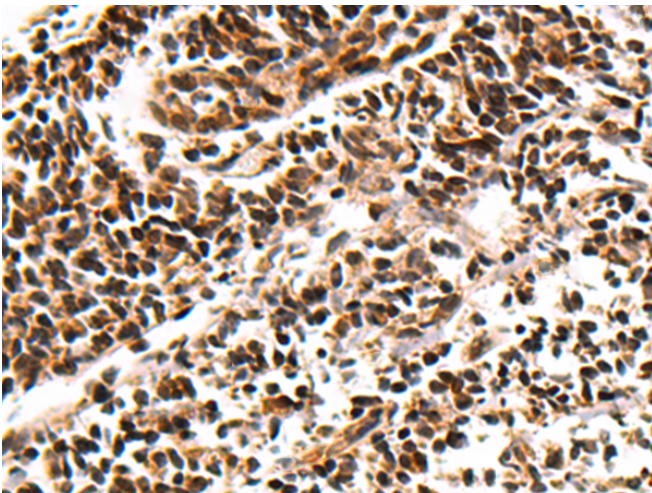
纯化: Antigen affinity purification

种属反应性: Human

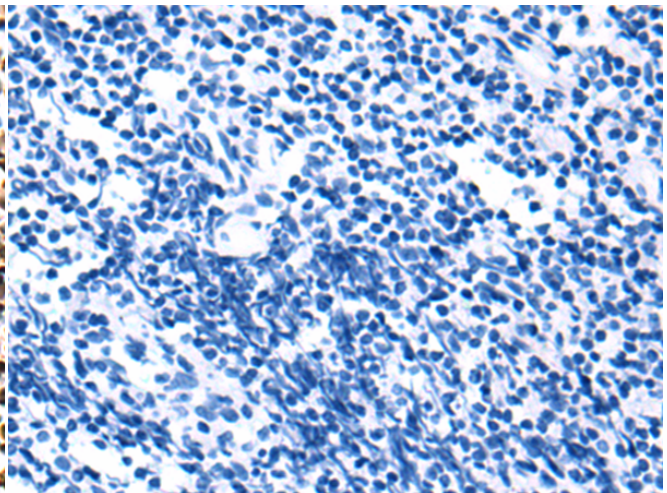
成分: PBS (without Mg<sup>2+</sup> and Ca<sup>2+</sup>), pH 7.4, 150 mM NaCl, 0.05% Sodium Azide and 40% glycerol

研究领域: Epigenetics and Nuclear Signaling

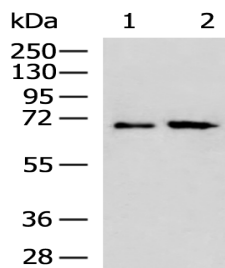
储存和运输: Store at -20°C. Avoid repeated freezing and thawing



Immunohistochemistry analysis of paraffin embedded Human tonsil tissue using 219493(RPUSD2 Antibody) at a dilution of 1/95(Cytoplasm and Nucleus).



In comparison with the IHC on the left, the same paraffin-embedded Human tonsil tissue is first treated with the fusion protein and then with 219493(Anti-RPUSD2 Antibody) at dilution 1/95.



Gel: 8%SDS-PAGE, Lysate: 40 µg;

Lane 1-2: A549 and Hela cell lysates;

Primary antibody: 219493(RPUSD2 Antibody) at dilution 1/700;

Secondary antibody: HRP-conjugated Goat anti rabbit IgG at 1/5000 dilution;

Exposure time: 3 minutes