

RBBP9 RABBIT PAB

货号: S217745

产品全名: RBBP9 兔多抗

基因符号 BOG; RBBP10

UNIPROT ID: O75884 (Gene Accession - BC015938)

背景: The protein encoded by this gene is a retinoblastoma binding protein that may play a role in the regulation of cell proliferation and differentiation. Two alternatively spliced transcript variants of this gene with identical predicted protein products have been reported, one of which is a nonsense-mediated decay candidate.

抗原: Fusion protein of human RBBP9

经过测试的应用: ELISA, WB, IHC

推荐稀释比: IHC: 25-100;WB: 200-1000;ELISA: 1000-2000

种属反应性: Rabbit

克隆性: Rabbit Polyclonal

亚型: Immunogen-specific rabbit IgG

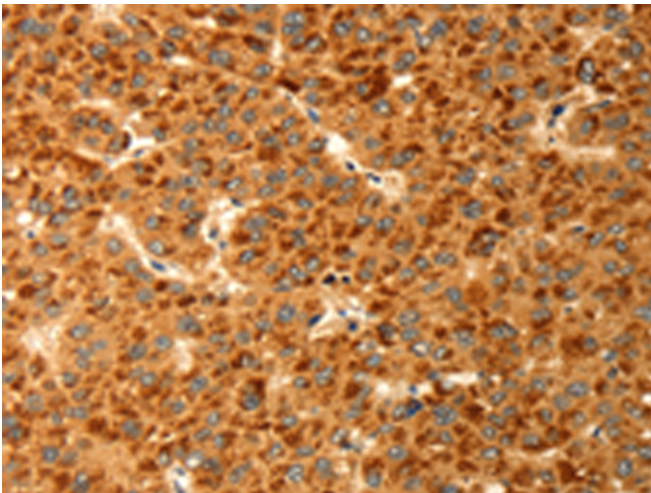
纯化: Antigen affinity purification

种属反应性: Human, Mouse, Rat

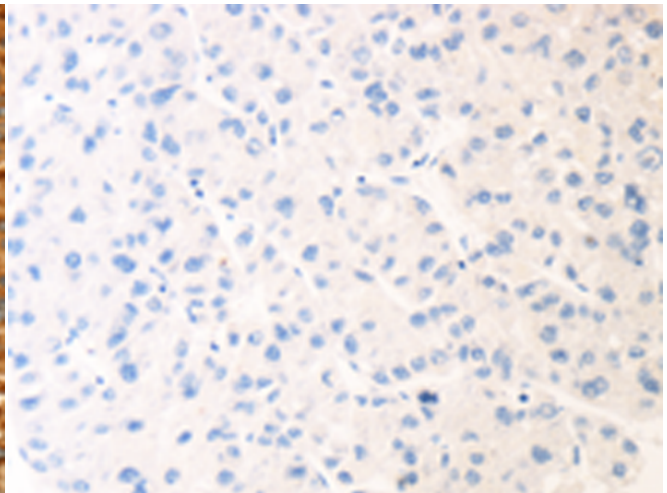
成分: PBS (without Mg²⁺ and Ca²⁺), pH 7.4, 150 mM NaCl, 0.05% Sodium Azide and 40% glycerol

研究领域: Signal Transduction

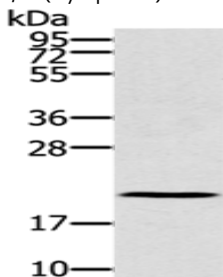
储存和运输: Store at -20°C. Avoid repeated freezing and thawing



Immunohistochemistry analysis of paraffin embedded Human liver cancer tissue using 217745(RBBP9 Antibody) at a dilution of 1/25(Cytoplasm).



In comparison with the IHC on the left, the same paraffin-embedded Human liver cancer tissue is first treated with the fusion protein and then with 217745(Anti-RBBP9 Antibody) at dilution 1/25.



Gel: 12%SDS-PAGE, Lysate: 40 µg;

Lane: A375 cells;

Primary antibody: 217745(RBBP9 Antibody) at dilution 1/300;

Secondary antibody: Goat anti rabbit IgG at 1/8000 dilution;

Exposure time: 1 minute