

RAP1GAP RABBIT MAB

货号: N262814

产品全名: RAP1GAP 兔单克隆抗体

基因符号 RAP1GAP; KIAA0474; RAP1GA1; Rap1 GTPase-activating protein 1; Rap1GAP; Rap1GAP1

UNIPROT ID: P47736

背景: GTPase activator for the nuclear Ras-related regulatory protein RAP-1A (KREV-1), converting it to the putatively inactive GDP-bound state.

抗原: A synthetic peptide of human RAP1GAP

经过测试的应用: WB,IHC-F,IHC-P,ICC/IF,IP

推荐稀释比: WB: 1/500-1/1000 IHC: 1/50-1/100 IF: 1/50-1/200 IP: 1/20

种属反应性: Rabbit

克隆性: Rabbit Monoclonal

克隆编号: R08-9F6

分子量: Calculated MW: 73 kDa; Observed MW: 95 kDa

亚型: IgG

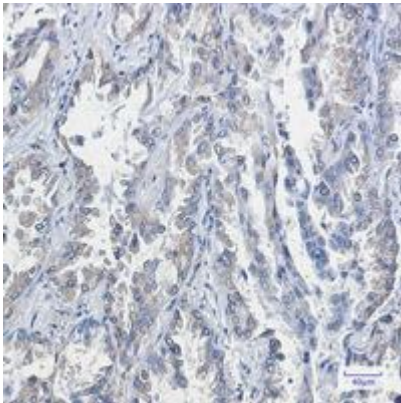
纯化: Affinity Purified

种属反应性: Human, Mouse and Rat


成分: PBS (without Mg²⁺ and Ca²⁺), pH 7.3 containing 50% glycerol, 0.5% BSA and 0.02% sodium azide

研究领域: Signal Transduction

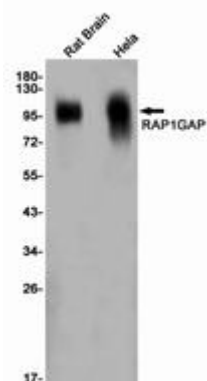
储存和运输: Store at -20°C. Avoid repeated freezing and thawing



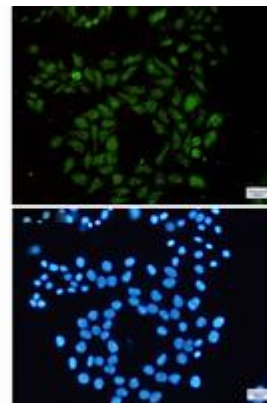
Immunohistochemistry analysis of paraffin-embedded Human lung cancer using RAPIGAP antibody. High-pressure and temperature Sodium Citrate pH 6.0 was used for antigen retrieval.



Western blot analysis of RAPIGAP in mouse brain lysates using RAPIGAP antibody.



Western blot analysis of RAPIGAP in rat Brain, Hela lysates using RAPIGAP antibody.



Immunocytochemistry analysis of RAPIGAP (green) in Hela using RAPIGAP antibody, and DAPI (blue).