

## RAB7 RABBIT MAB

货号: N262797

产品全名: Rab7 兔单克隆抗体

基因符号 RAB7; PRO2706

**UNIPROT ID:** P51149

**背景:** Plays a role in the fusion of phagosomes with lysosomes. Plays important roles in microbial pathogen infection and survival, as well as in participating in the life cycle of viruses. Microbial pathogens possess survival strategies governed by RAB7A, sometimes by employing RAB7A function (e.g. Salmonella) and sometimes by excluding RAB7A function.

**抗原:** A synthetic peptide of human RAB7

**经过测试的应用:** WB,IHC-F,IHC-P,ICC/IF

**推荐稀释比:** WB: 1/500-1/1000 IHC: 1/50-1/100 IF: 1/50-1/200

**种属反应性:** Rabbit

**克隆性:** Rabbit Monoclonal

**克隆编号:** R07-8G1

**分子量:** Calculated MW: 23 kDa; Observed MW: 23 kDa

**亚型:** IgG

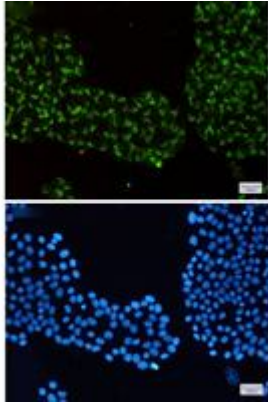
**纯化:** Affinity Purified

**种属反应性:** Human, Mouse and Rat

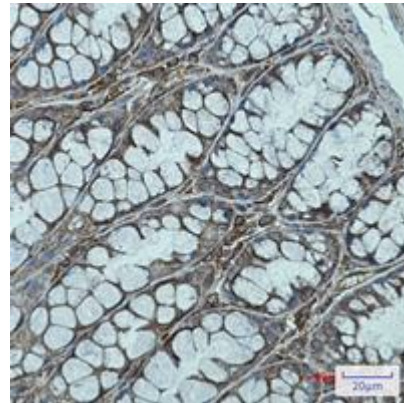
**成分:** PBS (without Mg<sup>2+</sup> and Ca<sup>2+</sup>), pH 7.3 containing 50% glycerol, 0.5% BSA and 0.02% sodium azide

**研究领域:** Autophag&yAutophagosome

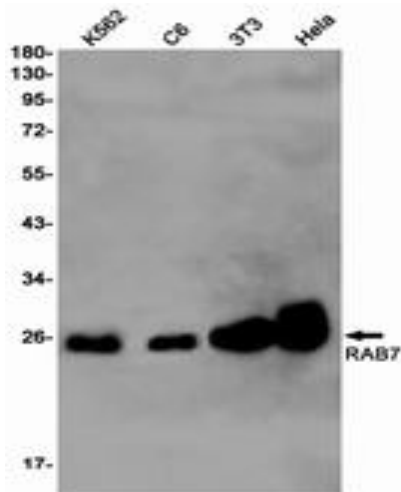
**储存和运输:** Store at -20°C. Avoid repeated freezing and thawing



Immunocytochemistry analysis of RAB7 (green) in HeLa cells using RAB7 antibody, and DAPI (blue)



Immunohistochemistry analysis of paraffin-embedded mouse colon using Rab7 antibody. High-pressure and temperature Sodium Citrate pH 6.0 was used for antigen retrieval.



Western blot analysis of RAB7 in K562, C6, 3T3, HeLa lysates using RAB7 antibody.