

PTBP1 RABBIT MAB

货号: N263512

产品全名: PTBP1 兔单克隆抗体

基因符号 PTB; PTB2; PTB3; PTB4; pPTB; HNRPI; PTB-1; PTB-T; HNRNPI;
HNRNP-I

UNIPROT ID: P26599

背景: Plays a role in pre-mRNA splicing and in the regulation of alternative splicing events. Binds to the polypyrimidine tract of introns. May promote RNA looping when bound to two separate polypyrimidine tracts in the same pre-mRNA.

抗原: A synthetic peptide of human PTBP1

经过测试的应用: WB,IHC-P

推荐稀释比: WB: 1/500-1/1000 IHC: 1/50-1/100

种属反应性: Rabbit

克隆性: Rabbit Monoclonal

克隆编号: R01-1G2

分子量: Calculated MW: 57 kDa; Observed MW: 57 kDa

亚型: IgG

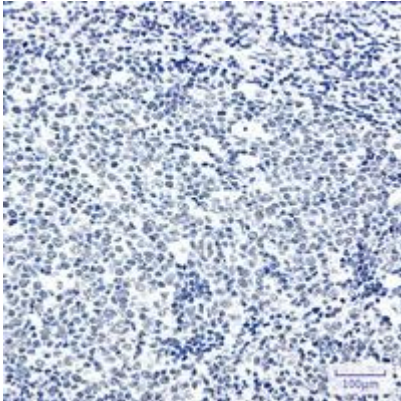
纯化: Affinity Purified

种属反应性: Human,Mouse,Hamster

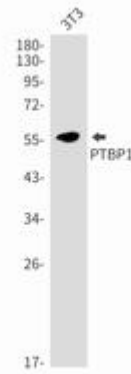
成分: PBS (without Mg²⁺ and Ca²⁺), pH 7.3 containing 50% glycerol, 0.5% BSA and 0.02% sodium azide

研究领域: Epigenetics and Nuclear Signaling


储存和运输: Store at -20°C. Avoid repeated freezing and thawing



Immunohistochemistry analysis of paraffin-embedded Human tonsil using PTBP1 antibody. High-pressure and temperature Sodium Citrate pH 6.0 was used for antigen retrieval.



Western blot analysis of PTBP1 in Sodium 3T3 lysates using PTBP1 antibody.



Western blot analysis of PTBP1 in HeLa, CHO-K1, Ramos lysates using PTBP1 antibody.