

PRPF3 RABBIT PAB

货号: S218906

产品全名: PRPF3 兔多抗

基因符号 PRP3; RPI8; HPRP3; Prp3p; HPRP3P; SNRNP90

UNIPROT ID: O43395 (Gene Accession - BC000184)

背景: The removal of introns from nuclear pre-mRNAs occurs on complexes called spliceosomes, which are made up of 4 small nuclear ribonucleoprotein (snRNP) particles and an undefined number of transiently associated splicing factors. This gene product is one of several proteins that associate with U4 and U6 snRNPs. Mutations in this gene are associated with retinitis pigmentosa-18.

抗原: Fusion protein of human PRPF3

经过测试的应用: ELISA, WB, IHC

推荐稀释比: IHC: 30-150;WB: 1000-5000;ELISA: 5000-10000

种属反应性: Rabbit

克隆性: Rabbit Polyclonal

亚型: Immunogen-specific rabbit IgG

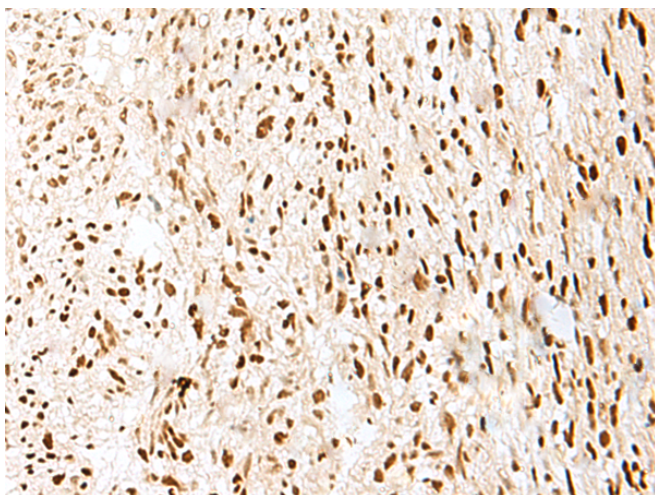
纯化: Antigen affinity purification

种属反应性: Human, Mouse

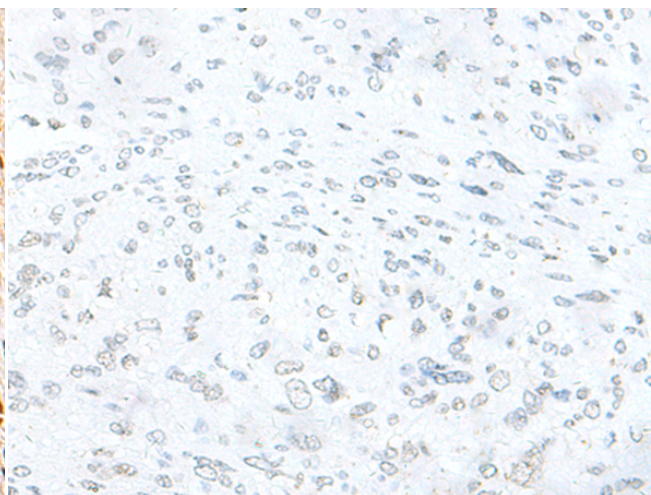
成分: PBS (without Mg²⁺ and Ca²⁺), pH 7.4, 150 mM NaCl, 0.05% Sodium Azide and 40% glycerol

研究领域: Epigenetics and Nuclear Signaling, Neuroscience

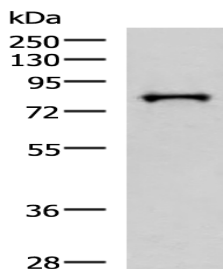
储存和运输: Store at -20°C. Avoid repeated freezing and thawing



Immunohistochemistry analysis of paraffin embedded Human liver cancer tissue using 218906 (PRPF3 Antibody) at a dilution of 1/35 (Nucleus).



In comparison with the IHC on the left, the same paraffin-embedded Human liver cancer tissue is first treated with the fusion protein and then with 218906 (Anti-PRPF3 Antibody) at dilution 1/35.



Gel: 8%SDS-PAGE, Lysate: 40 µg;

Lane: HepG2 cell lysate;

Primary antibody: 218906 (PRPF3 Antibody) at dilution 1/2000;

Secondary antibody: HRP-conjugated Goat anti rabbit IgG at 1/5000 dilution;

Exposure time: 1 second