

## PRION PROTEIN RABBIT MAB

货号: N262757

产品全名: Prion Protein 兔单克隆抗体

基因符号 CJD; GSS; PrP; PRNP; ASCR; KURU; PRIP; PrPc; CD230; AltPrP;  
Prion protein; PrP27-30; PrP33-35C

**UNIPROT ID:** P04156

**背景:** The PRNP gene encodes the major prion protein (PrP, CD230), a widely-expressed glycoprotein expressed at high levels in the central nervous system. While the typical cellular function of PrP is not well defined, it is a putative antioxidant and a metal-binding protein that may be involved in signal transduction.

**抗原:** A synthetic peptide of human Prion protein PrP

**经过测试的应用:** WB,IHC-P

**推荐稀释比:** WB: 1/500-1/1000 IHC: 1/50-1/100

**种属反应性:** Rabbit

**克隆性:** Rabbit Monoclonal

**克隆编号:** R03-2E2

**分子量:** Calculated MW: 28 kDa; Observed MW: 28 kDa

**亚型:** IgG

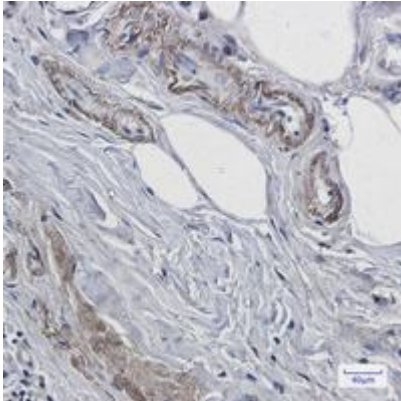
**纯化:** Affinity Purified

**种属反应性:** Human, Mouse and Rat


**成分:** PBS (without Mg<sup>2+</sup> and Ca<sup>2+</sup>), pH 7.3 containing 50% glycerol, 0.5% BSA and 0.02% sodium azide

**研究领域:** Neuroscience&Prion disease

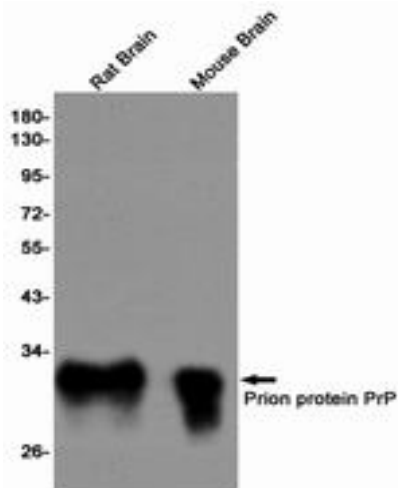
**储存和运输:** Store at -20°C. Avoid repeated freezing and thawing



Immunohistochemistry analysis of paraffin-embedded Human breast cancer using Prion Protein antibody. High-pressure and temperature Sodium Citrate pH 6.0 was used for antigen retrieval.



Western blot analysis of Prion Protein in U251 lysates using Prion Protein antibody.



Western blot analysis of Prion protein in rat Brain and mouse Brain lysates using Prion Protein antibody.