

PRDX4 RABBIT PAB

货号: S221294

产品全名: PRDX4 兔多抗

基因符号 PRX-4; AOE372; AOE37-2; HEL-S-97n

UNIPROT ID: Q13162 (Gene Accession - NP_006397)

背景: The protein encoded by this gene is an antioxidant enzyme and belongs to the peroxiredoxin family. The protein is localized to the cytoplasm. Peroxidases of the peroxiredoxin family reduce hydrogen peroxide and alkyl hydroperoxides to water and alcohol with the use of reducing equivalents derived from thiol-containing donor molecules. This protein has been found to play a regulatory role in the activation of the transcription factor NF-kappaB.

抗原: Synthetic peptide of human PRDX4

经过测试的应用: ELISA, WB, IHC

推荐稀释比: IHC: 25-100;WB: 500-2000;ELISA: 5000-10000

种属反应性: Rabbit

克隆性: Rabbit Polyclonal

亚型: Immunogen-specific rabbit IgG

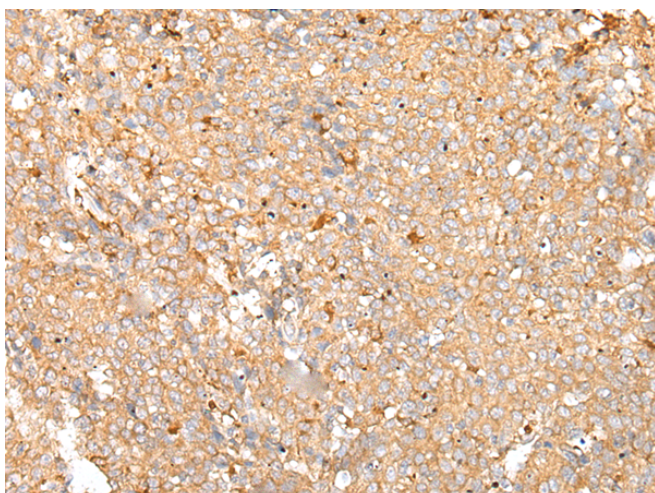
纯化: Antigen affinity purification

种属反应性: Human, Mouse, Rat

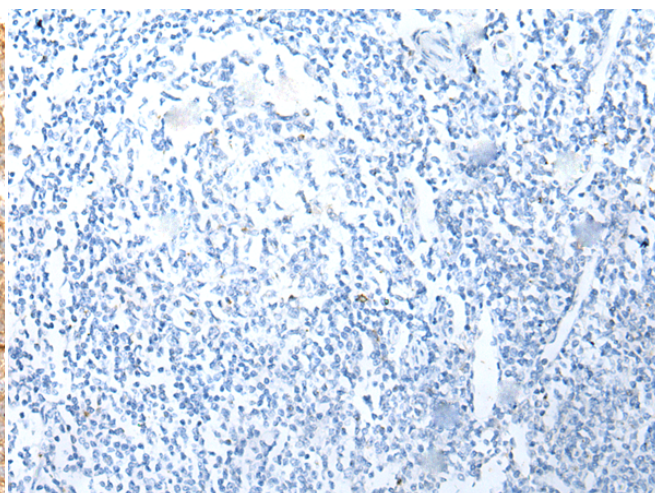
成分: PBS (without Mg²⁺ and Ca²⁺), pH 7.4, 150 mM NaCl, 0.05% Sodium Azide and 40% glycerol

研究领域: Cell Biology

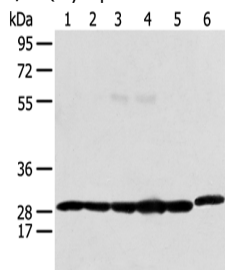
储存和运输: Store at -20°C. Avoid repeated freezing and thawing



Immunohistochemistry analysis of paraffin embedded Human cervical cancer tissue using 221294 (PRDX4 Antibody) at a dilution of 1/25 (Cytoplasm and Cell membrane).



In comparison with the IHC on the left, the same paraffin-embedded Human cervical cancer tissue is first treated with the synthetic peptide and then with 221294 (Anti-PRDX4 Antibody) at dilution 1/25.



Gel: 8%SDS-PAGE, Lysate: 40 µg;

Lane 1-6: MCF-7, K562, HepG2, 293T, Raji and HeLa cell;

Primary antibody: 221294 (PRDX4 Antibody) at dilution 1/400;

Secondary antibody: Goat anti rabbit IgG at 1/8000 dilution;

Exposure time: 4 seconds