

## PPOX RABBIT PAB

货号: S220829

产品全名: PPOX 兔多抗

基因符号 VP; PPO; V290M

**UNIPROT ID:** P50336 (Gene Accession - NP\_000300)

**背景:** This gene encodes the penultimate enzyme of heme biosynthesis, which catalyzes the 6-electron oxidation of protoporphyrinogen IX to form protoporphyrin IX. Mutations in this gene cause variegate porphyria, an autosomal dominant disorder of heme metabolism resulting from a deficiency in protoporphyrinogen oxidase, an enzyme located on the inner mitochondrial membrane. Alternatively spliced transcript variants encoding the same protein have been identified.

**抗原:** Synthetic peptide of human PPOX

**经过测试的应用:** ELISA, WB, IHC

**推荐稀释比:** IHC: 50-200;WB: 1000-5000;ELISA: 2000-10000

**种属反应性:** Rabbit

**克隆性:** Rabbit Polyclonal

**亚型:** Immunogen-specific rabbit IgG

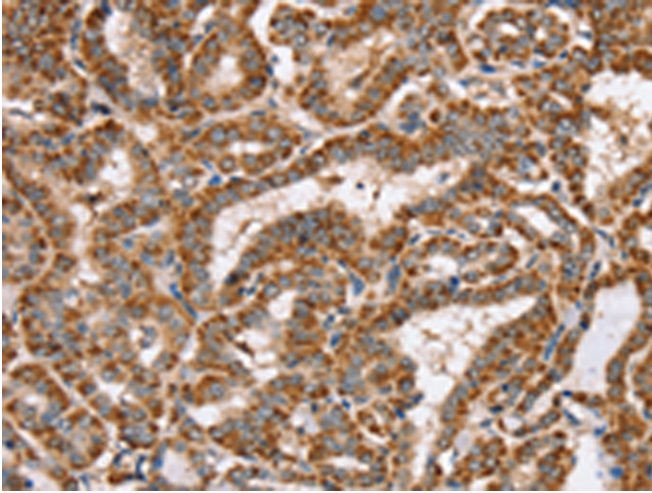
**纯化:** Antigen affinity purification

**种属反应性:** Human, Mouse

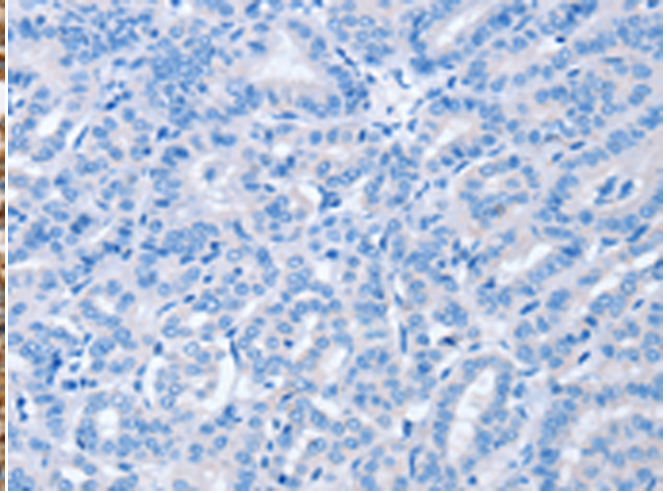
**成分:** PBS (without Mg<sup>2+</sup> and Ca<sup>2+</sup>), pH 7.4, 150 mM NaCl, 0.05% Sodium Azide and 40% glycerol

**研究领域:** Metabolism

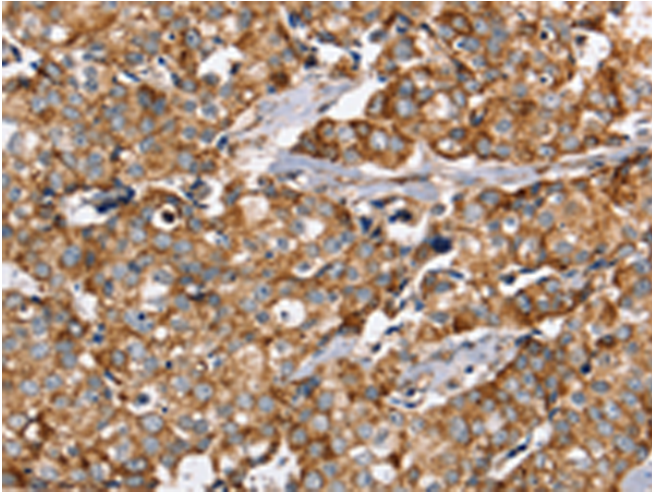
**储存和运输:** Store at -20°C. Avoid repeated freezing and thawing



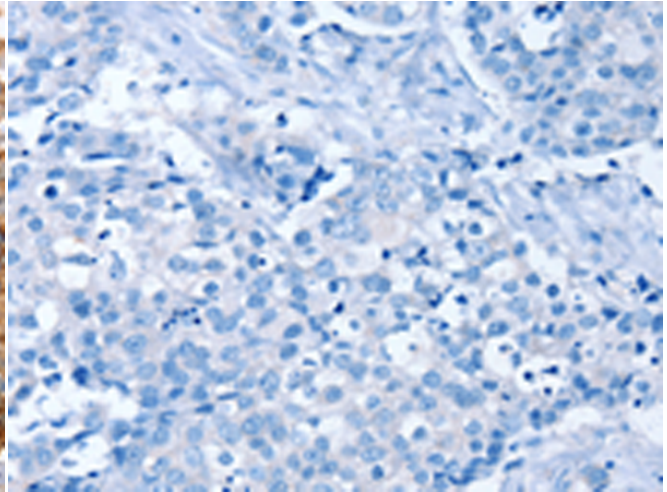
Immunohistochemistry analysis of paraffin embedded Human thyroid cancer tissue using 220829(PPOX Antibody) at a dilution of 1/40(Cytoplasm).




In comparison with the IHC on the left, the same paraffin-embedded Human thyroid cancer tissue is first treated with the synthetic peptide and then with 220829(Anti-PPOX Antibody) at dilution 1/40.



The image on the left is immunohistochemistry of paraffin-embedded Human breast cancer tissue using 220829(Anti-PPOX Antibody) at a dilution of 1/40.



In comparison with the IHC on the left, the same paraffin-embedded Human breast cancer tissue is first treated with synthetic peptide and then with D262076(Anti-PPOX Antibody) at dilution 1/40.



Gel: 8%SDS-PAGE, Lysate: 40 µg;  
Lane 1-2: K562 cells, 293T cells;  
Primary antibody: 220829(PPOX Antibody) at dilution 1/200;  
Secondary antibody: Goat anti rabbit IgG at 1/8000 dilution;  
Exposure time: 30 seconds



# Product Description

Pioneering GTPase and Oncogene Product Development since 2010

---