

POR RABBIT PAB

货号: S218569

产品全名: POR 兔多抗

基因符号: CPR; CYPOR; P450R

UNIPROT ID: P16435 (Gene Accession - BC034277)

背景: This gene encodes an endoplasmic reticulum membrane oxidoreductase with an FAD-binding domain and a flavodoxin-like domain. The protein binds two cofactors, FAD and FMN, which allow it to donate electrons directly from NADPH to all microsomal P450 enzymes. Mutations in this gene have been associated with various diseases, including apparent combined P450C17 and P450C21 deficiency, amenorrhea and disordered steroidogenesis, congenital adrenal hyperplasia and Antley-Bixler syndrome.

抗原: Fusion protein of human POR

经过测试的应用: ELISA, WB, IHC

推荐稀释比: IHC: 30-150;WB: 200-1000;ELISA: 5000-10000

种属反应性: Rabbit

克隆性: Rabbit Polyclonal

亚型: Immunogen-specific rabbit IgG

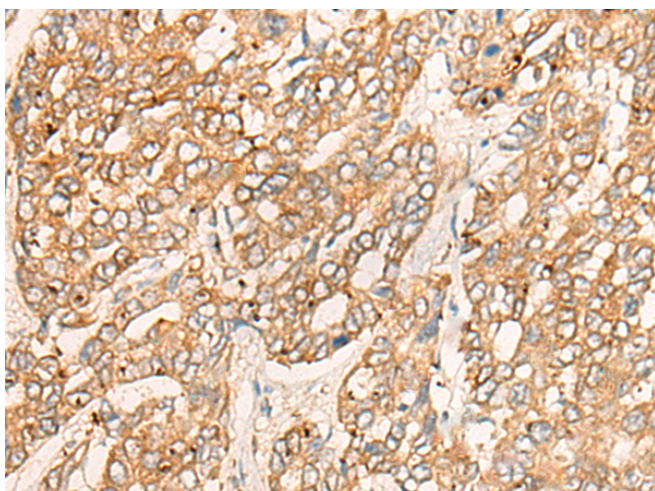
纯化: Antigen affinity purification

种属反应性: Human, Mouse, Rat

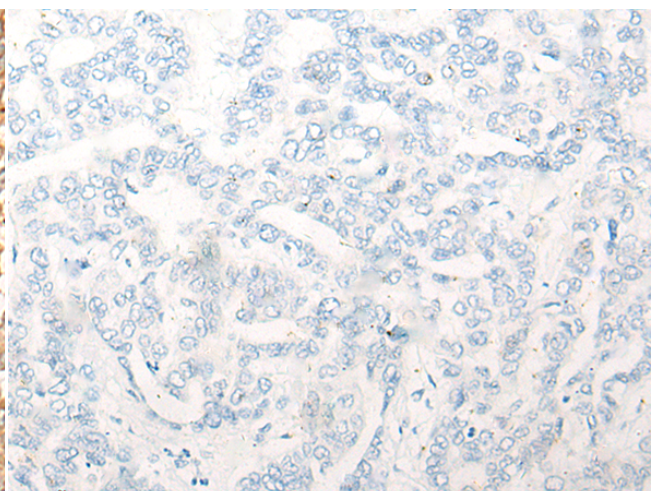
成分: PBS (without Mg²⁺ and Ca²⁺), pH 7.4, 150 mM NaCl, 0.05% Sodium Azide and 40% glycerol

研究领域: Metabolism, Cardiovascular

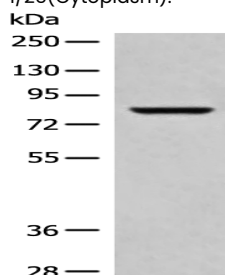
储存和运输: Store at -20°C. Avoid repeated freezing and thawing



Immunohistochemistry analysis of paraffin embedded Human liver cancer tissue using 218569 (POR Antibody) at a dilution of 1/25 (Cytoplasm).



In comparison with the IHC on the left, the same paraffin-embedded Human liver cancer tissue is first treated with the fusion protein and then with 218569 (Anti-POR Antibody) at dilution 1/25.



Gel: 8%SDS-PAGE, Lysate: 40 µg;

Lane: HeLa cell lysate;

Primary antibody: 218569 (POR Antibody) at dilution 1/300;

Secondary antibody: Goat anti rabbit IgG at 1/8000 dilution;

Exposure time: 10 seconds